



New York State Poverty Report

Prepared by: New York State
Community Action Association
Date Issued: March 2013



“Unfortunately, many Americans live on the outskirts of hope...Our task is to help replace their despair with opportunity.”

Excerpt from President Lyndon B. Johnson's State of the Union Address, January 8, 1964

Executive Summary

New York State Community Action Association
<http://www.nyscommunityaction.org>



New York's poverty rate has climbed to 15.1% according to the American Community Survey (2009-2011 three year estimates).

While New York has the 25th highest poverty rate in the United States, in actual number of individuals living in poverty, New York ranks fourth.

Females, people of color and children continue to be at higher risk of poverty.

- 37.6% of female-headed households with children live in poverty in New York State.
- Median income for a male with a high school diploma exceeds that of a female with a high school diploma an average of \$10,000, with nearly double that difference in some counties.
- Poverty disproportionately impacts people of color— 25.8% of Latinos and 23.0% of African Americans live in poverty compared to 10.9% of White New Yorkers.
- Child poverty rates in upstate cities continue to climb - approximately half of children living in Buffalo (46.6%), Rochester (50.4%) and Syracuse (49.0) live below the poverty line.

The New York State Community Action Association (NYSCAA) is pleased to share the sixth annual *New York State Poverty Report*. This report is designed to be a comprehensive resource for New York's Community Action Agencies, community-based organizations, policy makers, advocates, community coalitions and the general public. This report does not offer policy recommendations; rather, it provides data to inform the larger dialogue on how to address issues related to poverty in communities across our state.

Please refer to the *Statistical Sources* section at the end of the report for details on the sources used for this report.

Funding support for this report comes from the Community Services Block Grant provided to the New York State Community Action Association by NYS Department of State Division of Community Services.

Table of Contents

New York State Community Action Association
<http://www.nyscommunityaction.org>

New York State Poverty Profile	5
County Poverty Profiles.....	7-69
Upstate and Long Island City Profiles	71-97
State Ranking Spreadsheets	98-99
2013 Assets and Opportunity Scorecard Data	100-101
Statistical Sources	102-105
New York State’s Community Action Agencies	106-107



State Population: 19,389,160

State Poverty Rate: 15.1%

Population for whom poverty status is determined: 18,876,549

Population Under 18 for whom poverty is determined: 4,247,903

Population 25 & over for whom education/poverty status determined: 12,885,344

Population Over 65 for whom poverty is determined: 2,525,862

New York State Poverty Profile

Individuals in Poverty15.1% (2,845,024)

Children (under 18) in Poverty21.2% (902,006)

Adults 25+ in Poverty12.0% (1,542,776)

Senior Citizens (age 65+) in Poverty 11.3% (266,268)

Race & Poverty

Whites Living in Poverty10.9% (1,363,710)

African Americans Living in Poverty23.0% (671,123)

Hispanics/Latinos Living in Poverty25.8% (865,905)

Education & Poverty

Adults, 25+, w/ High School Degree Only27.4% (3,529,711)

Living in Poverty.....13.9% (491,415)

Adults, 25+, with Associate's Degree24.8% (3,196,438)

Living in Poverty.....9.8% (312,626)

Adults, 25+, w/ at least Bachelor's Degree33.0% (4,248,082)

Living in Poverty4.9% (208,111)

Employment & Poverty

Unemployment Rate.....7.7% (upstate); 8.1% (downstate)

Median Income\$55,972

Median Income with High School Degree\$29,195

Living Wage for 1 Adult, 1 Child Household\$23.58

Hourly Wage for FMR, 2 BR Apartment\$24.68

Health & Poverty

Infant Mortality Rate.....5.3

Low Birth Weight Rate.....8.2

No Health Insurance

Employed.....14.5%

Unemployed.....30.9%

Children Eligible for Free/Reduced

Lunch Program:1,424,680

Gender & Poverty

Median Male Income

High School Diploma Only.....\$34,230

Median Female Income

High School Diploma Only ...\$23,907

Families with Female Head of Household w/Children Living in Poverty

.....37.6%

New York State Community Action Association

2 Charles Blvd.

Guilderland, NY 12084

(518) 690-0491

<http://www.nyscommunityaction.org>

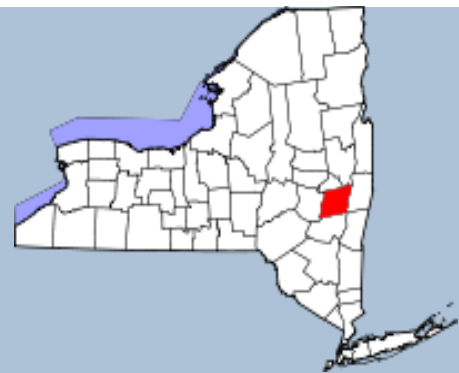


County Profiles

New York State Community Action Association
<http://www.nyscommunityaction.org>



Helping People, Changing Lives.....



County Population: 304,062

County Poverty Rate: 13.8%

Population for whom poverty status is determined: 288,181

Population Under 18 for whom poverty is determined: 59,410

Population 25 & over for whom education/poverty status determined: 199,012

Population Over 65 for whom poverty is determined: 40,0128

Albany County Poverty Profile

Individuals in Poverty 13.0% (37,572)

Children (under 18) in Poverty 17.6% (10,452)

Adults 25+ in Poverty 9.4% (18,731)

Senior Citizens (age 65+) in Poverty..... 7.2% (2,879)

Race & Poverty

Whites Living in Poverty 9.6% (51,525)

African Americans Living in Poverty 25.9% (9,623)

Hispanics/Latinos Living in Poverty 25.9% (3,609)

Education & Poverty

Adults, 25+, with High School Degree Only 25.4% (49,896)

Living in Poverty..... 12.0% (6,005)

Adults, 25+, with Associate's Degree 27.6% (54,949)

Living in Poverty..... 7.5% (4,125)

Adults, 25+, with at least Bachelor's Degree 38.6 (76,758)

Living in Poverty 4.9% (3,672)

Employment & Poverty

Unemployment Rate..... 6.7%

Median Income \$56,999

Median Income with High School Degree \$29,681

Living Wage for 1 Adult, 1 Child Household \$43,845

Hourly Wage for FMR, 2 BR Apartment \$16.73

Health & Poverty

Infant Mortality Rate..... 8.6

Low Birth Weight Rate..... 8.2

No Health Insurance

Employed..... 8.1%

Unemployed..... 33.2%

Children Eligible for Free/Reduced

Lunch Program..... 37%

Gender & Poverty

Median Male Income

High School Diploma Only..... \$36,111

Median Female Income

High School Diploma Only ... \$24,467

Families - Female Head of Household

w/Children Living in Poverty

..... 37.2%

Albany Community Action Partnership

333 Sheridan Avenue

Albany, NY 12206

(518) 463-3175

<http://www.albanycap.org>



THE POWER OF CHANGE



County Population: 48,889
County Poverty Rate: 16.6%
 Population for whom poverty status is determined: 43,717
 Population Under 18 for whom poverty is determined: 10,074
 Population 25 & over for whom education/poverty status determined: 30,097
 Population Over 65 for whom poverty is determined: 7,159

Allegany County Poverty Profile

Individuals in Poverty16.6% (7,259)
 Children (under 18) in Poverty20.2% (2,039)
 Adults 25+ in Poverty13.0% (3,927)
 Senior Citizens (age 65+) in Poverty..... 9.0% (643)

Race & Poverty

Whites Living in Poverty16.4% (7,012)
 African Americans Living in PovertyData Not Available
 Hispanics/Latinos Living in PovertyData Not Available

Education & Poverty

Adults, 25+, with High School Degree Only41.6% (12,527)
 Living in Poverty.....14.9% (1,872)
 Adults, 25+, with Associate's Degree9.9% (2,780)
 Living in Poverty.....30.8% (855)
 Adults, 25+, with at least Bachelor's Degree18.3 (5,499)
 Living in Poverty5.3% (290)

Employment & Poverty

Unemployment Rate.....7.6%
 Median Income\$41,306
 Median Income with High School Degree\$24,648
 Living Wage for 1 Adult, 1 Child Household\$40,994

Health & Poverty

Infant Mortality Rate.....2.6
 Low Birth Weight Rate.....7.5
 No Health Insurance
 Employed.....9.9%
 Unemployed.....23.7%
 Children Eligible for Free/Reduced
 Lunch Program.....51%

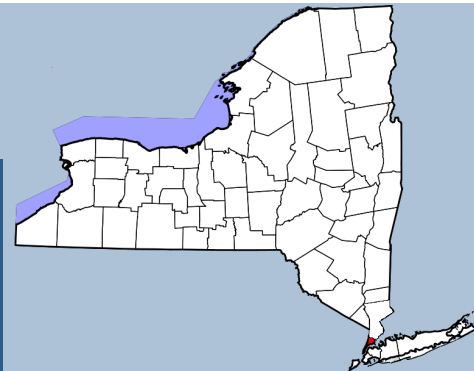
Gender & Poverty

Median Male Income
 High School Diploma Only.....\$33,826
 Median Female Income
 High School Diploma Only\$15,442
 Families - Female Head of Household
 w/Children Living in Poverty
 47.2%

ACCORD Corporation

84 Schuyler Street
 Belmont, NY 14813
 (585) 268-7605
<http://accordcorp.org>





County Population: 1,385,141

County Poverty Rate: 29.5%

Population for whom poverty status is determined: 1,348,257

Population Under 18 for whom poverty is determined: 360,343

Population 25 & over for whom education/poverty status determined: 836,481

Population Over 65 for whom poverty is determined: 136,769

Bronx County Poverty Profile

Individuals in Poverty29.5% (397,842)

Children (under 18) in Poverty41.1% (148,678)

Adults 25+ in Poverty24.0% (200,836)

Senior Citizens (age 65+) in Poverty..... 22.9% (31,271)

Race & Poverty

Whites Living in Poverty22.9% (68,811)

African Americans Living in Poverty26.8% (125,124)

Hispanics/Latinos Living in Poverty35.7% (259,649)

Education & Poverty

Adults, 25+, with High School Degree Only.....27.6% (230,664)

Living in Poverty.....24.0% (200,836)

Adults, 25+, with Associate's Degree28.2% (235,888)

Living in Poverty.....18.3% (43,167)

Adults, 25+, with at least Bachelor's Degree 18.1% ... (151,656)

Living in Poverty9.6% (14,594)

Employment & Poverty

Unemployment Rate.....11.8%

Median Income\$33,366

Median Income with High School Degree\$25,123

Living Wage for 1 Adult, 1 Child Household\$51,357

Health & Poverty

Infant Mortality Rate.....6.1

Low Birth Weight Rate.....9.7

No Health Insurance.

Employed22.6%

Unemployed.....34.7%

Children Eligible for Free/Reduced

Lunch Program.....82.4%

Gender & Poverty

Median Male Income

High School Diploma Only.....\$27,423

Median Female Income

High School Diploma Only ...\$22,037

Families - Female Head of Household

w/Children Living in Poverty

.....49.1%

New York City Department Of Youth

156 Williams St., 4th FL
 New York, NY 10038
 (800) 246-4646
<http://www.nyc.gov/html/dycd>





County Population: 200,111
 County Poverty Rate: 17.5%

Population for whom poverty status is determined: 190,285
 Population Under 18 for whom poverty is determined: 39,263
 Population 25 & over for whom education/poverty status determined: 131,386
 Population Over 65 for whom poverty is determined: 31,000

Broome County Poverty Profile

Individuals in Poverty17.5% (32,286)
 Children (under 18) in Poverty26.0% (10,226)
 Adults 25+ in Poverty12.5% (16,477)
 Senior Citizens (age 65+) in Poverty..... 7.3% (2,268)

Race & Poverty

Whites Living in Poverty14.7% (25,026)
 African Americans Living in Poverty48.4% (3,762)
 Hispanics/Latinos Living in Poverty40.6% (2,459)

Education & Poverty

Adults, 25+, with High School Degree Only32.2% (42,316)
 Living in Poverty.....15.0% (6,348)
 Adults, 25+, with Associate's Degree31.4% (41,220)
 Living in Poverty.....10.9% (4,490)
 Adults, 25+, with at least Bachelor's Degree25.5% (33,972)
 Living in Poverty3.8% (1,285)

Employment & Poverty

Unemployment Rate.....8.1%
 Median Income\$44,970
 Median Income with High School Degree\$25,643
 Living Wage for 1 Adult, 1 Child Household\$41,506
 Hourly Wage for FMR, 2 BR Apartment\$13.63

Health & Poverty

Infant Mortality Rate.....8.7
 Low Birth Weight Rate.....8.5
 No Health Insurance
 Employed11.4%
 Unemployed.....31.0%
 Children Eligible for Free/Reduced
 Lunch Program.....47%

Gender & Poverty

Median Male Income
 High School Diploma Only.....\$30,623
 Median Female Income
 High School Diploma Only ...\$20,804
 Families - Female Head of Household
 w/Children Living in Poverty
 49.0%

Opportunities For Broome, Inc.

5 West State St.
 Binghamton, NY 13901
 (607) 723-6493
<http://www.ofbonline.org>





County Population: 80,191
County Poverty Rate: 17.4%
 Population for whom poverty status is determined: 77,373
 Population Under 18 for whom poverty is determined: 18,231
 Population 25 & over for whom education/poverty status determined: 53,071
 Population Over 65 for whom poverty is determined: 11,949

Cattaraugus County Poverty Profile

Individuals in Poverty17.4% (13,475)
 Children (under 18) in Poverty27.3% (4,975)
 Adults 25+ in Poverty12.9% (6,843)
 Senior Citizens (age 65+) in Poverty.....8.3% (990)

Race & Poverty

Whites Living in Poverty16.1% (11,662)
 African Americans Living in Poverty(Not Available)
 Hispanics/Latinos Living in Poverty48.7% (593)

Education & Poverty

Adults, 25+, with High School Degree Only41.5% (22,029)
 Living in Poverty.....13.4% (2,962)
 Adults, 25+, with Associate's Degree28.4% (15,074)
 Living in Poverty.....11.6% (1,754)
 Adults, 25+, with at least Bachelor's Degree ,.....16.9% (9,019)
 Living in Poverty3.3% (297)

Employment & Poverty

Unemployment Rate.....8.2%
 Median Income\$40,719
 Median Income with High School Degree\$23,423
 Living Wage for 1 Adult, 1 Child Household\$41,180
 Hourly Wage for FMR, 2 BR Apartment\$13.90

Health & Poverty

Infant Mortality Rate.....5.0
 Low Birth Weight Rate.....6.2
 No Health Insurance
 Employed12.6%
 Unemployed.....39.0%
 Children Eligible for Free/Reduced
 Lunch Program.....49%

Gender & Poverty

Median Male Income
 High School Diploma Only.....\$31,174
 Median Female Income
 High School Diploma Only\$16,967
 Families - Female Head of Household
 w/Children Living in Poverty
 42.6%

Cattaraugus Community Action, Inc.

25 Jefferson Street
 Salamanca, NY 14779
 (716) 945-1041
<http://www.ccaction.org>



County Population: 79,969
 County Poverty Rate: 12.2%

Population for whom poverty status is determined: 75,396
 Population Under 18 for whom poverty is determined: 16,690
 Population 25 & over for whom education/poverty status determined: 52,528
 Population Over 65 for whom poverty is determined: 11,738



Cayuga County Poverty Profile

Individuals in Poverty12.2% (9,180)
 Children (under 18) in Poverty17.9% (2,992)
 Adults 25+ in Poverty9.1% (4,777)
 Senior Citizens (age 65+) in Poverty..... 6.7% (783)

Race & Poverty

Whites Living in Poverty11.5% (8,262)
 African Americans Living in Poverty32.0% (526)
 Hispanics/Latinos Living in Poverty (Not Available)

Education & Poverty

Adults, 25+, with High School Degree Only36.0% (18,892)
 Living in Poverty.....10.6% (2,009)
 Adults, 25+, with Associate's Degree31.0% (16,287)
 Living in Poverty.....8.7% (1,423)
 Adults, 25+, with at least Bachelor's Degree20.2% (10,607)
 Living in Poverty2.5% (269)

Employment & Poverty

Unemployment Rate.....7.5%
 Median Income\$50,673
 Median Income with High School Degree\$30,058
 Living Wage for 1 Adult, 1 Child Household\$41,924
 Hourly Wage for FMR, 2 BR Apartment\$13.77

Health & Poverty

Infant Mortality Rate.....6.1
 Low Birth Weight Rate.....7.2
 No Health Insurance
 Employed13.2%
 Unemployed.....34.4%
 Children Eligible for Free/Reduced
 Lunch Program.....42%

Gender & Poverty

Median Male Income
 High School Diploma Only.....\$34,977
 Median Female Income
 High School Diploma Only\$22,675
 Families - Female Head of Household
 w/Children Living in Poverty
38.1%

Cayuga/Seneca County Action Program, Inc.

65 State Street
 Auburn, NY 13021
 (315) 255-1703
<http://www.cscaa.com>





County Population: 134,793

County Poverty Rate: 18.8%

Population for whom poverty status is determined: 128,623

Population Under 18 for whom poverty is determined: 28,552

Population 25 & over for whom education/poverty status determined: 87,850

Population Over 65 for whom poverty is determined: 21,147

Chautauqua County Poverty Profile

Individuals in Poverty18.8% (24,229)

Children (under 18) in Poverty28.2% (8,042)

Adults 25+ in Poverty12.9% (11,325)

Senior Citizens (age 65+) in Poverty..... 8.2% (1,743)

Race & Poverty

Whites Living in Poverty17.0% (20,516)

African Americans Living in Poverty32.9% (768)

Hispanics/Latinos Living in Poverty50.3% (3,850)

Education & Poverty

Adults, 25+, with High School Degree Only34.5% (30,289)

Living in Poverty.....13.8% (4,187)

Adults, 25+, with Associate's Degree31.7% (27,860)

Living in Poverty.....11.4% (3,166)

Adults, 25+, with at least Bachelor's Degree21.6% (18,998)

Living in Poverty3.9% (732)

Employment & Poverty

Unemployment Rate.....8.2%

Median Income\$40,711

Median Income with High School Degree\$24,334

Living Wage for 1 Adult, 1 Child Household\$41,304

Hourly Wage for FMR, 2 BR Apartment\$13.79

Health & Poverty

Infant Mortality Rate.....5.0

Low Birth Weight Rate.....6.2

No Health Insurance

Employed10.8%

Unemployed.....24.9%

Children Eligible for Free/Reduced

Lunch Program.....50%

Gender & Poverty

Median Male Income

High School Diploma Only.....\$30,923

Median Female Income

High School Diploma Only\$18,595

Families - Female Head of Household

w/Children Living in Poverty

.....50.1%

Chautauqua Opportunities, Inc

17 W. Courtney Street

Dunkirk, NY 14048

(716) 366-3333

www.chautauquaopportunities.com



County Population: 88,840
 County Poverty Rate: 15.8%

Population for whom poverty status is determined: 82,724
 Population Under 18 for whom poverty is determined: 19,316
 Population 25 & over for whom education/poverty status determined: 56,972
 Population Over 65 for whom poverty is determined: 12,928



Chemung County Poverty Profile

Individuals in Poverty15.8% (13,036)
 Children (under 18) in Poverty23.7% (4,573)
 Adults 25+ in Poverty12.0% (6,823)
 Senior Citizens (age 65+) in Poverty..... 8.7% (1,129)

Race & Poverty

Whites Living in Poverty14.5% (11,109)
 African Americans Living in Poverty33.8% (1,053)
 Hispanics/Latinos Living in Poverty(Not Available)

Education & Poverty

Adults, 25+, with High School Degree Only35.7% (20,343)
 Living in Poverty.....13.4% (2,722)
 Adults, 25+, with Associate's Degree32.5% (18,540)
 Living in Poverty.....11.4% (2,106)
 Adults, 25+, with at least Bachelor's Degree21.6% (12,299)
 Living in Poverty2.6% (323)

Employment & Poverty

Unemployment Rate.....8.5%
 Median Income\$48,046
 Median Income with High School Degree\$26,246
 Living Wage for 1 Adult, 1 Child Household\$42,590
 Hourly Wage for FMR, 2 BR Apartment\$14.79

Health & Poverty

Infant Mortality Rate.....3.7
 Low Birth Weight Rate.....8.8
 No Health Insurance
 Employed.....9.9%
 Unemployed32.7%
 Children Eligible for Free/Reduced
 Lunch Program.....49%

Gender & Poverty

Median Male Income
 High School Diploma Only.....\$30,567
 Median Female Income
 High School Diploma Only\$22,292
 Families - Female Head of Household
 w/Children Living in Poverty
43.2%

Economic Opportunity Program, Inc.

650 Baldwin Street
 Elmira, NY 14901
 (607) 734-6174
<http://www.cseop.org>





County Population: 50,384
County Poverty Rate: 14.8%
 Population for whom poverty status is determined: 49,608
 Population Under 18 for whom poverty is determined: 11,073
 Population 25 & over for whom education/poverty status determined: 34,864
 Population Over 65 for whom poverty is determined: 8,132

Chenango County Poverty Profile

Individuals in Poverty14.8% (7,357)
 Children (under 18) in Poverty21.1% (2,331)
 Adults 25+ in Poverty12.4% (4,325)
 Senior Citizens (age 65+) in Poverty..... 8.0% (651)

Race & Poverty

Whites Living in Poverty14.4% (6,906)
 African Americans Living in Poverty(Not Available)
 Hispanics/Latinos Living in Poverty24.0% (223)

Education & Poverty

Adults, 25+, with High School Degree Only ,,,,,,39.5% (13,785)
 Living in Poverty.....13.9% (1,913)
 Adults, 25+, with Associate's Degree29.7% (10,365)
 Living in Poverty.....10.7% (1,104)
 Adults, 25+, with at least Bachelor's Degree17.9% (6,243)
 Living in Poverty5.6% (349)

Employment & Poverty

Unemployment Rate.....7.9%
 Median Income\$42,172
 Median Income with High School Degree\$26,943
 Living Wage for 1 Adult, 1 Child Household\$41,258
 Hourly Wage for FMR, 2 BR Apartment\$13.44

Health & Poverty

Infant Mortality Rate.....2.6
 Low Birth Weight Rate.....6.8
 No Health Insurance
 Employed11.8%
 Unemployed41.9%
 Children Eligible for Free/Reduced
 Lunch Program.....54%

Gender & Poverty

Median Male Income
 High School Diploma Only.....\$32,970
 Median Female Income
 High School Diploma Only\$20,830
 Families - Female Head of Household
 w/Children Living in Poverty
 46.5%

Opportunities For Chenango, Inc.

44 West Main Street
 Norwich, NY 13815
 (607) 334-7114
<http://www.ofcinc.org>





County Population: 82,123
County Poverty Rate: 14.4%
 Population for whom poverty status is determined: 74,337
 Population Under 18 for whom poverty is determined: 15,408
 Population 25 & over for whom education/poverty status determined: 51,609
 Population Over 65 for whom poverty is determined: 10,407

Clinton County Poverty Profile

Individuals in Poverty14.4% (10,669)
 Children (under 18) in Poverty16.1% (2,481)
 Adults 25+ in Poverty12.1% (6,239)
 Senior Citizens (age 65+) in Poverty.... 12.2% (1,273)

Race & Poverty

Whites Living in Poverty13.7% (9,746)
 African Americans Living in Poverty (Not Available)
 Hispanics/Latinos Living in Poverty38.3% (647)

Education & Poverty

Adults, 25+, with High School Degree Only36.7% (18,925)
 Living in Poverty.....11.7% (2,213)
 Adults, 25+, with Associate's Degree27.7% (14,309)
 Living in Poverty.....8.2% (1,179)
 Adults, 25+, with at least Bachelor's Degree21.5% (11,088)
 Living in Poverty5.8% (647)

Employment & Poverty

Unemployment Rate.....8.7%
 Median Income\$48,916
 Median Income with High School Degree\$28,407
 Living Wage for 1 Adult, 1 Child Household\$42,652
 Hourly Wage for FMR, 2 BR Apartment\$15.15

Health & Poverty

Infant Mortality Rate.....6.7
 Low Birth Weight Rate.....7.5
 No Health Insurance
 Employed10.6%
 Unemployed.....19.4%
 Children Eligible for Free/Reduced
 Lunch Program.....23.5%

Gender & Poverty

Median Male Income
 High School Diploma Only.....\$35,499
 Median Female Income
 High School Diploma Only\$22,628
 Families - Female Head of Household
 w/Children Living in Poverty
 30.3%

JCEO Of Clinton And Franklin Counties, Inc

54 Margaret Street
 Plattsburgh, NY 12901
 (518) 561-6310
<http://www.jceo.org>





County Population: 62,864
 County Poverty Rate: 8.2%

Population for whom poverty status is determined: 60,315
 Population Under 18 for whom poverty is determined: 11,956
 Population 25 & over for whom education/poverty status determined: 43,706
 Population Over 65 for whom poverty is determined: 10,403

Columbia County Poverty Profile

Individuals in Poverty8.2% (4,938)
 Children (under 18) in Poverty9.9% (1,182)
 Adults 25+ in Poverty7.0% (3,052)
 Senior Citizens (age 65+) in Poverty..... 4.1% (403)

Race & Poverty

Whites Living in Poverty7.5% (4,156)
 African Americans Living in Poverty22.6% (454)
 Hispanics/Latinos Living in Poverty26.5% (560)

Education & Poverty

Adults, 25+, with High School Degree Only29.7% (12,990)
 Living in Poverty.....7.0% (915)
 Adults, 25+, with Associate's Degree29.1% (12,745)
 Living in Poverty.....6.7% (853)
 Adults, 25+, with at least Bachelor's Degree28.7% (12,542)
 Living in Poverty4.1% (511)

Employment & Poverty

Unemployment Rate.....7.0%
 Median Income\$54,586
 Median Income with High School Degree\$26,311
 Living Wage for 1 Adult, 1 Child Household\$43,767
 Hourly Wage for FMR, 2 BR Apartment\$16.04

Health & Poverty

Infant Mortality Rate.....6.8
 Low Birth Weight Rate.....6.2
 No Health Insurance
 Employed10.9%
 Unemployed.....35.2%
 Children Eligible for Free/Reduced
 Lunch Program.....41%

Gender & Poverty

Median Male Income
 High School Diploma Only.....\$33,869
 Median Female Income
 High School Diploma Only\$21,630
 Families - Female Head of Household
 w/Children Living in Poverty
28.2%

Columbia Opportunities, Inc.

540 Columbia St.
 Hudson, NY 12534
 (518) 828-4611
<http://www.columbiaopportunities.org/>





County Population: 49,348
 County Poverty Rate: 16.2%
 Population for whom poverty status is determined: 45,707
 Population Under 18 for whom poverty is determined: 10,022
 Population 25 & over for whom education/poverty status determined: 29,893
 Population Over 65 for whom poverty is determined: 6,155

Cortland County Poverty Profile

Individuals in Poverty16.2% (7,422)
 Children (under 18) in Poverty17.4% (1,743)
 Adults 25+ in Poverty9.3% (2,791)
 Senior Citizens (age 65+) in Poverty..... 8.9% (547)

Race & Poverty

Whites Living in Poverty15.5% (6,737)
 African Americans Living in Poverty(Not Available)
 Hispanics/Latinos Living in Poverty (Not Available)

Education & Poverty

Adults, 25+, with High School Degree Only35.5% (10,602)
 Living in Poverty.....9.9% (1,048)
 Adults, 25+, with Associate's Degree30.2% (9,253)
 Living in Poverty.....7.7% (693)
 Adults, 25+, with at least Bachelor's Degree13.6% (6,982)
 Living in Poverty4.0% (281)

Employment & Poverty

Unemployment Rate.....8.1%
 Median Income\$45,603
 Median Income with High School Degree\$29,821
 Living Wage for 1 Adult, 1 Child Household\$42,249
 Hourly Wage for FMR, 2 BR Apartment\$14.56

Health & Poverty

Infant Mortality Rate.....6.3
 Low Birth Weight Rate.....7.9
 No Health Insurance
 Employed10.9%
 Unemployed.....29.0%
 Children Eligible for Free/Reduced
 Lunch Program.....44%

Gender & Poverty

Median Male Income
 High School Diploma Only.....\$34,069
 Median Female Income
 High School Diploma Only\$23,289
 Families - Female Head of Household
 w/Children Living in Poverty
37.4%

Cortland County Community Action Program, Inc.

32 North Main Street
 Cortland, NY 13045
 (607) 753-6781
<http://www.capco.org>





County Population: 47,861
County Poverty Rate: 13.6%
 Population for whom poverty status is determined: 46,019
 Population Under 18 for whom poverty is determined: 9,075
 Population 25 & over for whom education/poverty status determined: 33,423
 Population Over 65 for whom poverty is determined: 9,017

Delaware County Poverty Profile

Individuals in Poverty13.6% (6,268)
 Children (under 18) in Poverty20.5% (1,858)
 Adults 25+ in Poverty10.0% (3,330)
 Senior Citizens (age 65+) in Poverty..... 6.8% (616)

Race & Poverty

Whites Living in Poverty13.5% (5,950)
 African Americans Living in Poverty (Not Available)
 Hispanics/Latinos Living in Poverty24.1% (315)

Education & Poverty

Adults, 25+, with High School Degree Only37.5% (12,546)
 Living in Poverty.....11.4% (1,430)
 Adults, 25+, with Associate's Degree29.3% (9,799)
 Living in Poverty.....7.3% (714)
 Adults, 25+, with at least Bachelor's Degree19.6% (6,539)
 Living in Poverty3.5% (227)

Employment & Poverty

Unemployment Rate.....8.9%
 Median Income\$42,866
 Median Income with High School Degree\$25,698
 Living Wage for 1 Adult, 1 Child Household\$41,382
 Hourly Wage for FMR, 2 BR Apartment\$13.38

Health & Poverty

Infant Mortality Rate.....4.4
 Low Birth Weight Rate.....5.9
 No Health Insurance
 Employed12.4%
 Unemployed.....25.1%
 Children Eligible for Free/Reduced
 Lunch Program.....31.2%

Gender & Poverty

Median Male Income
 High School Diploma Only.....\$35,833
 Median Female Income
 High School Diploma Only\$17,731
 Families - Female Head of Household
 w/Children Living in Poverty
 44.4%

Delaware Opportunities, Inc.

35430 State Highway 10
 Hamden, NY 13782-1112
 (607) 746-1600
<http://www.delawareopportunities.org>



County Population: 297,542

County Poverty Rate: 9.1%

Population for whom poverty status is determined: 280,897

Population Under 18 for whom poverty is determined: 64,769

Population 25 & over for whom education/poverty status determined: 192,192

Population Over 65 for whom poverty is determined: 38,659



Dutchess County Poverty Profile

Individuals in Poverty9.1% (25,559)

Children (under 18) in Poverty10.9% (7,089)

Adults 25+ in Poverty7.5% (14,348)

Senior Citizens (age 65+) in Poverty.... 6.3% (2,419)

Race & Poverty

Whites Living in Poverty7.1% (15,881)

African Americans Living in Poverty20.8% (5,396)

Hispanics/Latinos Living in Poverty18.0% (5,108)

Education & Poverty

Adults, 25+, with High School Degree Only27.9% (53,614)

Living in Poverty.....9.3% (4,998)

Adults, 25+, with Associate's Degree29.0% (55,693)

Living in Poverty.....6.4% (3,590)

Adults, 25+, with at least Bachelor's Degree33.1% (63,541)

Living in Poverty2.8% (1,758)

Employment & Poverty

Unemployment Rate.....7.1%

Median Income\$71,124

Median Income with High School Degree\$33,213

Living Wage for 1 Adult, 1 Child Household\$47,779

Hourly Wage for FMR, 2 BR Apartment\$22.87

Health & Poverty

Infant Mortality Rate.....3.8

Low Birth Weight Rate.....6.6

No Health Insurance

Employed10.5%

Unemployed.....35.8%

Children Eligible for Free/Reduced

Lunch Program.....32%

Gender & Poverty

Median Male Income

High School Diploma Only.....\$41,038

Median Female Income

High School Diploma Only\$26,144

Families - Female Head of Household

w/Children Living in Poverty

.....27.8%

Dutchess County Community Action Agency, Inc.

77 Cannon Street
 Poughkeepsie, NY 12601
 (845) 452-5104
<http://www.dutchesscap.org>





County Population: 918,704

County Poverty Rate: 14.5

Population for whom poverty status is determined: 892,227

Population Under 18 for whom poverty is determined: 195,334

Population 25 & over for whom education/poverty status determined: 613,082

Population Over 65 for whom poverty is determined: 138681

Erie County Poverty Profile

Individuals in Poverty14.5% (129,262)

Children (under 18) in Poverty21.8% (42,655)

Adults 25+ in Poverty11.0% (67,418)

Senior Citizens (age 65+) in Poverty..... 8.4% (11,666)

Race & Poverty

Whites Living in Poverty9.4% (67,357)

African Americans Living in Poverty37.6% (43,626)

Hispanics/Latinos Living in Poverty36.6% (14,612)

Education & Poverty

Adults, 25+, with High School Degree Only28.9% (176,938)

Living in Poverty.....12.5% (22,059)

Adults, 25+, with Associate's Degree30.0% (183,874)

Living in Poverty.....10.6% (19,451)

Adults, 25+, with at least Bachelor's Degree30.7% (188,053)

Living in Poverty4.2% (7,944)

Employment & Poverty

Unemployment Rate.....7.7%

Median Income\$48,473

Median Income with High School Degree\$28,125

Living Wage for 1 Adult, 1 Child Household\$41,583

Hourly Wage for FMR, 2 BR Apartment\$13.83

Health & Poverty

Infant Mortality Rate.....7.8

Low Birth Weight Rate.....8.1

No Health Insurance

Employed8.6%

Unemployed.....28.3%

Children Eligible for Free/Reduced

Lunch Program.....30.6%

Gender & Poverty

Median Male Income

High School Diploma Only.....\$34,366

Median Female Income

High School Diploma Only\$23,095

Families - Female Head of Household

w/Children Living in Poverty

.....42.1%

Community Action Organization of Erie County, Inc.

70 Harvard Place
 Buffalo, NY 14209
 (716) 881-5150
<http://www.caoec.org>





County Population: 39,325

County Poverty Rate: 12.4

Population for whom poverty status is determined: 36,693

Population Under 18 for whom poverty is determined: 7,429

Population 25 & over for whom education/poverty status determined: 26,726

Population Over 65 for whom poverty is determined: 6,828

Essex County Poverty Profile

Individuals in Poverty12.4% (4,549)

Children (under 18) in Poverty20.3% (1,510)

Adults 25+ in Poverty8.9% (2,374)

Senior Citizens (age 65+) in Poverty..... 6.5% (441)

Race & Poverty

Whites Living in Poverty11.9% (4,040)

African Americans Living in Poverty (Not Available)

Hispanics/Latinos Living in Poverty(Not Available)

Education & Poverty

Adults, 25+, with High School Degree Only33.4% (8,919)

Living in Poverty.....8.3% (739)

Adults, 25+, with Associate's Degree30.9% (8,264)

Living in Poverty.....9.4% (780)

Adults, 25+, with at least Bachelor's Degree25.9% (6,932)

Living in Poverty4.0% (280)

Employment & Poverty

Unemployment Rate.....9.8%

Median Income\$45,626

Median Income with High School Degree\$24,795

Living Wage for 1 Adult, 1 Child Household\$41,924

Health & Poverty

Infant Mortality Rate.....3.8

Low Birth Weight Rate.....6.2

No Health Insurance

Employed12.2%

Unemployed.....33.4%

Children Eligible for Free/Reduced

Lunch Program.....49%

Gender & Poverty

Median Male Income

High School Diploma Only.....\$27,003

Median Female Income

High School Diploma Only\$22,102

Families - Female Head of Household

w/Children Living in Poverty

.....43.4%

Adirondack Community Action Programs, Inc.

7572 Court Street, Suite 2, P.O. Box 848
 Elizabethtown, NY 12932
 (518) 873-3207
<http://www.acapinc.org>





County Population: 51,622
County Poverty Rate: 18.4
 Population for whom poverty status is determined: 45,317
 Population Under 18 for whom poverty is determined: 10,375
 Population 25 & over for whom education/poverty status determined: 31,411
 Population Over 65 for whom poverty is determined: 6,768

Franklin County Poverty Profile

Individuals in Poverty18.4% (8,343)
 Children (under 18) in Poverty25.1% (2,606)
 Adults 25+ in Poverty15.6% (4,890)
 Senior Citizens (age 65+) in Poverty..... 14.3% (969)

Race & Poverty

Whites Living in Poverty16.3% (6,618)
 African Americans Living in Poverty(Not Available)
 Hispanics/Latinos Living in Poverty(Not Available)

Education & Poverty

Adults, 25+, with High School Degree Only37.7% (11,837)
 Living in Poverty.....15.0% (1,779)
 Adults, 25+, with Associate's Degree29.3% (9,196)
 Living in Poverty.....15.1% (1,386)
 Adults, 25+, with at least Bachelor's Degree19.2% (6,020)
 Living in Poverty6.0% (361)

Employment & Poverty

Unemployment Rate.....9.4%
 Median Income\$43,982
 Median Income with High School Degree\$28,269
 Living Wage for 1 Adult, 1 Child Household\$40,901
 Hourly Wage for FMR, 2 BR Apartment\$13.90

Health & Poverty

Infant Mortality Rate.....2.6
 Low Birth Weight Rate.....9.5
 No Health Insurance
 Employed14.4%
 Unemployed33.4%
 Children Eligible for Free/Reduced
 Lunch Program.....51%

Gender & Poverty

Median Male Income
 High School Diploma Only.....\$30,847
 Median Female Income
 High School Diploma Only\$25,552
 Families - Female Head of Household
 w/Children Living in Poverty
 44.5%

JCEO Of Clinton And Franklin Counties, Inc

17 - 19 Webster Street
 Malone, NY 12953
 (518) 483-7022
<http://www.jceo.org>





County Population: 55,403
County Poverty Rate: 16.9
 Population for whom poverty status is determined: 53,717
 Population Under 18 for whom poverty is determined: 11,739
 Population 25 & over for whom education/poverty status determined: 37,715
 Population Over 65 for whom poverty is determined: 8,536

Fulton County Poverty Profile

Individuals in Poverty16.9% (9,066)
 Children (under 18) in Poverty25.2% (2,953)
 Adults 25+ in Poverty12.9% (4,860)
 Senior Citizens (age 65+) in Poverty..... 9.4% (800)

Race & Poverty

Whites Living in Poverty16.6% (8,634)
 African Americans Living in Poverty(Not Available)
 Hispanics/Latinos Living in Poverty42.2% (410)

Education & Poverty

Adults, 25+, with High School Degree Only38.4% (14,473)
 Living in Poverty.....13.7% (2,027)
 Adults, 25+, with Associate's Degree30.8% (11,601)
 Living in Poverty.....8.6% (1,001)
 Adults, 25+, with at least Bachelor's Degree15.2% (5,727)
 Living in Poverty3.7% (211)

Employment & Poverty

Unemployment Rate.....9.7%
 Median Income\$43,474
 Median Income with High School Degree\$26,278
 Living Wage for 1 Adult, 1 Child Household\$42,001
 Hourly Wage for FMR, 2 BR Apartment\$13.73

Health & Poverty

Infant Mortality Rate.....4.0
 Low Birth Weight Rate.....5.8
 No Health Insurance
 Employed11.9%
 Unemployed38.0%
 Children Eligible for Free/Reduced
 Lunch Program.....51%

Gender & Poverty

Median Male Income
 High School Diploma Only.....\$35,850
 Median Female Income
 High School Diploma Only\$18,887
 Families - Female Head of Household
 w/Children Living in Poverty
 42.5%

Fulmont Community Action Agency, Inc.

P.O. Box 835
 Fonda, NY 12068
 (518) 853-3011
<http://www.fulmont.org>





County Population: 60,002
County Poverty Rate: 12.0
 Population for whom poverty status is determined: 59,159
 Population Under 18 for whom poverty is determined: 13,015
 Population 25 & over for whom education/poverty status determined: 40,944
 Population Over 65 for whom poverty is determined: 8,865

Genesee County Poverty Profile

Individuals in Poverty 12.0% (7,114)
 Children (under 18) in Poverty 16.1% (2,099)
 Adults 25+ in Poverty 9.1% (3,718)
 Senior Citizens (age 65+) in Poverty 8.6% (764)

Race & Poverty

Whites Living in Poverty 10.9% (5,979)
 African Americans Living in Poverty 29.9% (506)
 Hispanics/Latinos Living in Poverty 28.0% (450)

Education & Poverty

Adults, 25+, with High School Degree Only 37.6% (15,383)
 Living in Poverty 11.0% (1,689)
 Adults, 25+, with Associate's Degree 32.6% (13,348)
 Living in Poverty 8.5% (1,135)
 Adults, 25+, with at least Bachelor's Degree 20.9% (8,577)
 Living in Poverty 3.2% (271)

Employment & Poverty

Unemployment Rate 7.4%
 Median Income \$49,748
 Median Income with High School Degree \$29,815
 Living Wage for 1 Adult, 1 Child Household \$43,039
 Hourly Wage for FMR, 2 BR Apartment \$15.31

Health & Poverty

Infant Mortality Rate 5.7
 Low Birth Weight Rate 9.7
 No Health Insurance
 Employed 10.3%
 Unemployed 34.5%
 Children Eligible for Free/Reduced
 Lunch Program 40%

Gender & Poverty

Median Male Income
 High School Diploma Only \$37,349
 Median Female Income
 High School Diploma Only \$20,863
 Families -h Female Head of Household
 w/Children Living in Poverty 49.8%

Community Action Of Orleans & Genesee

409 East State Street
 Albion, NY 14411
 (585) 589-5606
<http://www.ocacinc.org>





County Population: 49,162
County Poverty Rate: 16.2
 Population for whom poverty status is determined: 45,548
 Population Under 18 for whom poverty is determined: 8,966
 Population 25 & over for whom education/poverty status determined: 33,019
 Population Over 65 for whom poverty is determined: 8,268

Greene County Poverty Profile

Individuals in Poverty 16.2% (7,384)
 Children (under 18) in Poverty 23.2% (2,082)
 Adults 25+ in Poverty 13.0% (4,289)
 Senior Citizens (age 65+) in Poverty 8.6% (708)

Race & Poverty

Whites Living in Poverty 15.9% (42,874)
 African Americans Living in Poverty (Not Available)
 Hispanics/Latinos Living in Poverty (Not Available)

Education & Poverty

Adults, 25+, with High School Degree Only 40.0% (13,212)
 Living in Poverty 15.4% (2,033)
 Adults, 25+, with Associate's Degree 27.5% (9,703)
 Living in Poverty 8.3% (756)
 Adults, 25+, with at least Bachelor's Degree 29.1% (6,692)
 Living in Poverty 4.7% (314)

Employment & Poverty

Unemployment Rate 9.0%
 Median Income \$47,014
 Median Income with High School Degree \$30,114
 Living Wage for 1 Adult, 1 Child Household \$43,039
 Hourly Wage for FMR, 2 BR Apartment \$15.10

Health & Poverty

Infant Mortality Rate 5.2
 Low Birth Weight Rate 9.5
 No Health Insurance
 Employed 10.2%
 Unemployed 41.1%
 Children Eligible for Free/Reduced
 Lunch Program 41%

Gender & Poverty

Median Male Income
 High School Diploma Only \$33,160
 Median Female Income
 High School Diploma Only \$24,859
 Families - Female Head of Household
 w/Children Living in Poverty 40.7%

Community Action Of Greene County, Inc

7856 Route 9W
 Catskill, NY 12414
 (518) 943-9205
<http://www.cagcny.org>





County Population: 4,870

County Poverty Rate: 9.5

Population for whom poverty status is determined: 4,833

Population Under 18 for whom poverty is determined: 800

Population 25 & over for whom education/poverty status determined: 3,797

Population Over 65 for whom poverty is determined: 1,110

Hamilton County Poverty Profile

Individuals in Poverty9.5% (459)

Children (under 18) in Poverty6.6% (53)

Adults 25+ in Poverty9.1% (344)

Senior Citizens (age 65+) in Poverty.... 8.0% (89)

Race & Poverty

Whites Living in Poverty9.2% (435)

African Americans Living in Poverty38.5% (10)

Hispanics/Latinos Living in Poverty55.2% (16)

Education & Poverty

Adults, 25+, with High School Degree Only35.5% (1,348)

Living in Poverty.....9.9% (133)

Adults, 25+, with Associate's Degree27.7% (1,053)

Living in Poverty.....6.6% (69)

Adults, 25+, with at least Bachelor's Degree25.6% (973)

Living in Poverty4.1% (40)

Employment & Poverty

Unemployment Rate.....10.5%

Median Income\$51,142

Median Income with High School Degree\$26,771

Living Wage for 1 Adult, 1 Child Household\$42,032

Hourly Wage for FMR, 2 BR Apartment\$14.08

Health & Poverty

Infant Mortality Rate.....0

Low Birth Weight Rate.....5.9

No Health Insurance

.....Data Not Available

Children Eligible for Free/Reduced

Lunch Program.....42%

Gender & Poverty

Median Male Income

High School Diploma Only.....\$35,476

Median Female Income

High School Diploma Only\$20,227

Families - Female Head of Household

w/Children Living in Poverty

.....25.0%

Warren/Hamilton Counties ACEO, Inc.

190 Maple Street
 Glens Falls, NY 12801
 (518) 793-0638

<http://www.criminaljustice.ny.gov/opca/warren.htm>





County Population: 64,341
 County Poverty Rate: 15.8

Population for whom poverty status is determined: 62,978
 Population Under 18 for whom poverty is determined: 13,846
 Population 25 & over for whom education/poverty status determined: 43,842
 Population Over 65 for whom poverty is determined: 10,242

Herkimer County Poverty Profile

Individuals in Poverty15.8% (9,943)
 Children (under 18) in Poverty23.1% (3,203)
 Adults 25+ in Poverty12.4% (5,449)
 Senior Citizens (age 65+) in Poverty.... 11.8% (1,208)

Race & Poverty

Whites Living in Poverty15.4% (9,371)
 African Americans Living in Poverty (Not Available)
 Hispanics/Latinos Living in Poverty43.3% (433)

Education & Poverty

Adults, 25+, with High School Degree Only36.7% (15,842)
 Living in Poverty.....15.5% (2,453)
 Adults, 25+, with Associate's Degree32.1% (14,072)
 Living in Poverty.....9.2% (1,299)
 Adults, 25+, with at least Bachelor's Degree19.7% (8,618)
 Living in Poverty3.5% (304)

Employment & Poverty

Unemployment Rate.....8.0%
 Median Income\$43,324
 Median Income with High School Degree\$26,086
 Living Wage for 1 Adult, 1 Child Household\$41,924
 Hourly Wage for FMR, 2 BR Apartment\$13.87

Health & Poverty

Infant Mortality Rate.....10.8
 Low Birth Weight Rate.....6.8
 No Health Insurance
 Employed12.9%
 Unemployed.....26.4%
 Children Eligible for Free/Reduced
 Lunch Program.....46%

Gender & Poverty

Median Male Income
 High School Diploma Only.....\$32,154
 Median Female Income
 High School Diploma Only\$21,563
 Families - Female Head of Household
 w/Children Living in Poverty
34.9%

Mohawk Valley Community Action Agency, Inc.

9882 River Road
 Utica, NY 13502
 (315) 624-9930
<http://www.mvcaa.com>





County Population: 116,538

County Poverty Rate: 15.8

Population for whom poverty status is determined: 111,757

Population Under 18 for whom poverty is determined: 29,244

Population 25 & over for whom education/poverty status determined: 69,881

Population Over 65 for whom poverty is determined: 12,429

Jefferson County Poverty Profile

Individuals in Poverty15.8% (17,650)

Children (under 18) in Poverty23.1% (6,743)

Adults 25+ in Poverty11.9% (8,308)

Senior Citizens (age 65+) in Poverty..... 8.0% (992)

Race & Poverty

Whites Living in Poverty14.7% (14,622)

African Americans Living in Poverty20.0% (809)

Hispanics/Latinos Living in Poverty23.5% (1,359)

Education & Poverty

Adults, 25+, with High School Degree Only34.8% (24,322)

Living in Poverty.....13.0% (3,155)

Adults, 25+, with Associate's Degree31.7% (22,185)

Living in Poverty.....10.2% (2,252)

Adults, 25+, with at least Bachelor's Degree21.3% (14,908)

Living in Poverty3.2% (470)

Employment & Poverty

Unemployment Rate.....9.4%

Median Income\$45,050

Median Income with High School Degree\$26,766

Living Wage for 1 Adult, 1 Child Household\$42,435

Hourly Wage for FMR, 2 BR Apartment\$16.12

Health & Poverty

Infant Mortality Rate.....6.0

Low Birth Weight Rate.....6.4

No Health Insurance

Employed12.9%

Unemployed.....33.9%

Children Eligible for Free/Reduced

Lunch Program.....47%

Gender & Poverty

Median Male Income

High School Diploma Only.....\$34,207

Median Female Income

High School Diploma Only\$17,540

Families - Female Head of Household

w/Children Living in Poverty

.....46.9%

CAPC Of Jefferson County, Inc.

518 Davidson Street
 Watertown, NY 13601
 (315) 782-4900
<http://www.capcjc.org>





County Population: 2,509,637
 County Poverty Rate: 22.9
 Population for whom poverty status is determined: 2,488,799
 Population Under 18 for whom poverty is determined: 588,317
 Population 25 & over for whom education/poverty status determined: 1,641,821
 Population Over 65 for whom poverty is determined: 283,154

Kings County Poverty Profile

Individuals in Poverty22.9% (569,192)
 Children (under 18) in Poverty33.0% (193,909)
 Adults 25+ in Poverty18.7% (306,827)
 Senior Citizens (age 65+) in Poverty.... 22.4% (63,346)

Race & Poverty

Whites Living in Poverty20.7% (230,530)
 African Americans Living in Poverty22.9% (193,409)
 Hispanics/Latinos Living in Poverty31.2% (154,040)

Education & Poverty

Adults, 25+, with High School Degree Only28.1% (461,927)
 Living in Poverty.....21.5% (99,092)
 Adults, 25+, with Associate's Degree20.8% (341,060)
 Living in Poverty.....16.1% (54,863)
 Adults, 25+, with at least Bachelor's Degree29.4% (483,299)
 Living in Poverty8.0% (38,541)

Employment & Poverty

Unemployment Rate.....9.4%
 Median Income\$43,644
 Median Income with High School Degree\$27,331
 Living Wage for 1 Adult, 1 Child Household\$51,357
 Hourly Wage for FMR, 2 BR Apartment\$27.38

Health & Poverty

Infant Mortality Rate.....4.9
 Low Birth Weight Rate.....8.4
 No Health Insurance
 Employed18.1%
 Unemployed.....35.7%
 Children Eligible for Free/Reduced
 Lunch Program.....85.8%

Gender & Poverty

Median Male Income
 High School Diploma Only.....\$31,195
 Median Female Income
 High School Diploma Only\$24,255
 Families - Female Head of Household
 w/Children Living in Poverty
39.6%

New York City Department Of Youth And Community Development

156 Williams St., 4th FL
 New York, NY 10038
 (800) 246-4646
<http://nyc.gov/html/dycd>





County Population: 27,073

County Poverty Rate: 13.4

Population for whom poverty status is determined: 26,718

Population Under 18 for whom poverty is determined: 6,486

Population 25 & over for whom education/poverty status determined: 18,082

Population Over 65 for whom poverty is determined: 3,954

Lewis County Poverty Profile

Individuals in Poverty13.4% (3,587)

Children (under 18) in Poverty20.6% (1,336)

Adults 25+ in Poverty9.9% (1,782)

Senior Citizens (age 65+) in Poverty..... 6.5% (256)

Race & Poverty

Whites Living in Poverty13.4% (3,498)

African Americans Living in Poverty(Not Available)

Hispanics/Latinos Living in Poverty (Not Available)

Education & Poverty

Adults, 25+, with High School Degree Only49.6% (8,695)

Living in Poverty.....10.4% (934)

Adults, 25+, with Associate's Degree25.7% (4,653)

Living in Poverty.....5.2% (243)

Adults, 25+, with at least Bachelor's Degree12.5% (2,268)

Living in Poverty3.5% (80)

Employment & Poverty

Unemployment Rate.....9.0%

Median Income\$44,230

Median Income with High School Degree\$28,848

Living Wage for 1 Adult, 1 Child Household\$41,134

Hourly Wage for FMR, 2 BR Apartment\$13.10

Health & Poverty

Infant Mortality Rate.....1.0

Low Birth Weight Rate.....7.7

No Health Insurance

Employed12.2%

Unemployed.....45.6%

Children Eligible for Free/Reduced

Lunch Program.....47%

Gender & Poverty

Median Male Income

High School Diploma Only.....\$37,740

Median Female Income

High School Diploma Only\$18,811

Families - Female Head of Household

w/Children Living in Poverty

.....48.8%

Lewis County Opportunities, Inc.

8265 State Rte. 812

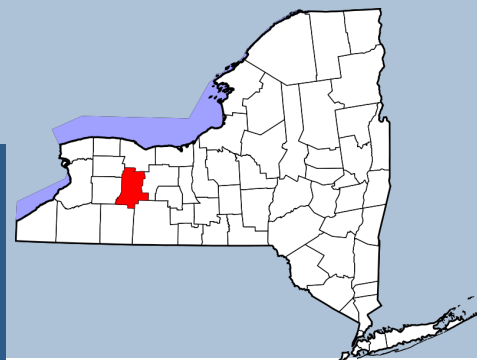
Lowville, NY 13367

(315) 376-8202

<http://>

www.lewiscountyopportunities.com





County Population: 65,280
County Poverty Rate: 11.7
 Population for whom poverty status is determined: 59,381
 Population Under 18 for whom poverty is determined: 12,906
 Population 25 & over for whom education/poverty status determined: 40,334
 Population Over 65 for whom poverty is determined: 8,635

Livingston County Poverty Profile

Individuals in Poverty11.7% (6,964)
 Children (under 18) in Poverty13.6% (1,751)
 Adults 25+ in Poverty7.6% (3,073)
 Senior Citizens (age 65+) in Poverty..... 4.6% (400)

Race & Poverty

Whites Living in Poverty11.1% (6,307)
 African Americans Living in Poverty(Not Available)
 Hispanics/Latinos Living in Poverty37.0% (498)

Education & Poverty

Adults, 25+, with High School Degree Only33.8% (13,646)
 Living in Poverty.....7.0% (954)
 Adults, 25+, with Associate's Degree31.2% (12,599)
 Living in Poverty.....5.7% (713)
 Adults, 25+, with at least Bachelor's Degree13.8% (10,162)
 Living in Poverty3.7% (374)

Employment & Poverty

Unemployment Rate.....7.1%
 Median Income\$51,979
 Median Income with High School Degree\$29,793
 Living Wage for 1 Adult, 1 Child Household\$42,745
 Hourly Wage for FMR, 2 BR Apartment\$15.37

Health & Poverty

Infant Mortality Rate.....2.9
 Low Birth Weight Rate.....6.7
 No Health Insurance
 Employed7.0%
 Unemployed.....22.5%
 Children Eligible for Free/Reduced
 Lunch Program.....34%

Gender & Poverty

Median Male Income
 High School Diploma Only.....\$35,607
 Median Female Income
 High School Diploma Only\$20,754
 Families - Female Head of Household
 w/Children Living in Poverty
 38.9%

Livingston County Planning Department

6 Court Street Room 305
 Geneseo, NY 14454-1043
 (585) 243-7550
<http://co.livingston.state.ny.us/planning.html>





County Population: 73,333
County Poverty Rate: 9.2%
 Population for whom poverty status is determined: 67,504
 Population Under 18 for whom poverty is determined: 15,337
 Population 25 & over for whom education/poverty status determined: 46,819
 Population Over 65 for whom poverty is determined: 9,963

Madison County Poverty Profile

Individuals in Poverty9.2% (6,242)
 Children (under 18) in Poverty12.9% (1,975)
 Adults 25+ in Poverty7.5% (3,494)
 Senior Citizens (age 65+) in Poverty..... 7.9% (783)

Race & Poverty

Whites Living in Poverty8.8% (5,716)
 African Americans Living in Poverty (Not Available)
 Hispanics/Latinos Living in Poverty (Not Available)

Education & Poverty

Adults, 25+, with High School Degree Only36.2% (16,949)
 Living in Poverty.....10.9% (1,851)
 Adults, 25+, with Associate's Degree28.9% (13,521)
 Living in Poverty.....5.8% (778)
 Adults, 25+, with at least Bachelor's Degree25.8% (12,090)
 Living in Poverty1.9% (235)

Employment & Poverty

Unemployment Rate.....8.1%
 Median Income\$53,095
 Median Income with High School Degree\$27,138
 Living Wage for 1 Adult, 1 Child Household\$42,063
 Hourly Wage for FMR, 2 BR Apartment\$14.42

Health & Poverty

Infant Mortality Rate.....3.5
 Low Birth Weight Rate.....7.9
 No Health Insurance
 Employed8.4%
 Unemployed.....37.3%
 Children Eligible for Free/Reduced
 Lunch Program.....38%

Gender & Poverty

Median Male Income
 High School Diploma Only.....\$33,247
 Median Female Income
 High School Diploma Only\$21,395
 Families - Female Head of Household
 w/Children Living in Poverty
 28.7%

Community Action Partnership For Madison County, Inc.

3 East Main Street, PO Box 249
 Morrisville, NY 13408
 (315) 684-3144
<http://www.capmadco.org>





County Population: 744,549

County Poverty Rate: 15.2%

Population for whom poverty status is determined: 718,786

Population Under 18 for whom poverty is determined: 165,385

Population 25 & over for whom education/poverty status determined: 485,787

Population Over 65 for whom poverty is determined: 99,372

Monroe County Poverty Profile

Individuals in Poverty15.2% (109,212)

Children (under 18) in Poverty22.2% (36,798)

Adults 25+ in Poverty11.0% (53,477)

Senior Citizens (age 65+) in Poverty..... 7.7% (7,607)

Race & Poverty

Whites Living in Poverty9.7% (53,398)

African Americans Living in Poverty36.1% (39,195)

Hispanics/Latinos Living in Poverty35.6% (18,782)

Education & Poverty

Adults, 25+, with High School Degree Only24.6% (119,705)

Living in Poverty.....12.8% (15,379)

Adults, 25+, with Associate's Degree28.6% (138,752)

Living in Poverty.....10.4% (14,390)

Adults, 25+, with at least Bachelor's Degree.....36.0% (174,941)

Living in Poverty3.9% (6,853)

Employment & Poverty

Unemployment Rate.....7.3%

Median Income\$51,338

Median Income with High School Degree\$27,307

Living Wage for 1 Adult, 1 Child Household\$42,745

Hourly Wage for FMR, 2 BR Apartment\$15.37

Health & Poverty

Infant Mortality Rate.....7.7

Low Birth Weight Rate.....8.5

No Health Insurance

Employed8.3%

Unemployed.....26.7%

Children Eligible for Free/Reduced

Lunch Program.....49%

Gender & Poverty

Median Male Income

High School Diploma Only.....\$32,769

Median Female Income

High School Diploma Only\$22,594

Families - Female Head of Household

w/Children Living in Poverty

.....43.3%

Action For A Better Community, Inc.

550 East Main Street
 Rochester, NY 14604
 (585) 325-5116





County Population: 50,059
County Poverty Rate: 18.3%
 Population for whom poverty status is determined: 49,142
 Population Under 18 for whom poverty is determined: 11,456
 Population 25 & over for whom education/poverty status determined: 33,902
 Population Over 65 for whom poverty is determined: 7,719

Montgomery County Poverty Profile

Individuals in Poverty18.3% (8,994)
 Children (under 18) in Poverty30.0% (3,441)
 Adults 25+ in Poverty14.5% (4,930)
 Senior Citizens (age 65+) in Poverty..... 9.9% (765)

Race & Poverty

Whites Living in Poverty17.2% (7,726)
 African Americans Living in Poverty (Not Available)
 Hispanics/Latinos Living in Poverty43.2% (2,434)

Education & Poverty

Adults, 25+, with High School Degree Only36.2% (12,272)
 Living in Poverty.....11.5% (1,410)
 Adults, 25+, with Associate's Degree31.4% (10,645)
 Living in Poverty.....12.9% (1,373)
 Adults, 25+, with at least Bachelor's Degree16.0% (5,424)
 Living in Poverty5.0% (275)

Employment & Poverty

Unemployment Rate.....9.3%
 Median Income\$41,990
 Median Income with High School Degree\$28,038
 Living Wage for 1 Adult, 1 Child Household\$41,134
 Hourly Wage for FMR, 2 BR Apartment\$14.42

Health & Poverty

Infant Mortality Rate.....7.6
 Low Birth Weight Rate.....8.0
 No Health Insurance
 Employed13.1%
 Unemployed.....31.8%
 Children Eligible for Free/Reduced
 Lunch Program.....55%

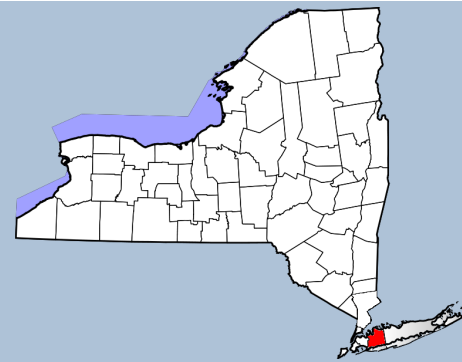
Gender & Poverty

Median Male Income
 High School Diploma Only.....\$32,066
 Median Female Income
 High School Diploma Only\$22,109
 Families - Female Head of Household
 w/Children Living in Poverty
 52.0%

Fulmont Community Action Agency, Inc.

P.O. Box 835
 Fonda, NY 12068
 (518) 853-3011
<http://www.fulmont.org>





County Population: 1,339,186

County Poverty Rate: 5.9%

Population for whom poverty status is determined: 1,318,047

Population Under 18 for whom poverty is determined: 307,357

Population 25 & over for whom education/poverty status determined: 906,419

Population Over 65 for whom poverty is determined: 198,724

Nassau County Poverty Profile

Individuals in Poverty5.9% (78,274)

Children (under 18) in Poverty7.8% (23,904)

Adults 25+ in Poverty5.0% (45,757)

Senior Citizens (age 65+) in Poverty.... 5.2% (10,338)

Race & Poverty

Whites Living in Poverty4.0% (38,363)

African Americans Living in Poverty11.6% (16,728)

Hispanics/Latinos Living in Poverty13.1% (25,344)

Education & Poverty

Adults, 25+, with High School Degree Only24.8% (224,668)

Living in Poverty.....7.3% (16,467)

Adults, 25+, with Associate's Degree24.1% (218,567)

Living in Poverty.....4.1% (8,910)

Adults, 25+, with at least Bachelor's Degree41.3% (374,117)

Living in Poverty2.1% (8,003)

Employment & Poverty

Unemployment Rate.....7.0%

Median Income\$94,341

Median Income with High School Degree\$35,528

Living Wage for 1 Adult, 1 Child Household\$54,966

Hourly Wage for FMR, 2 BR Apartment\$32.35

Health & Poverty

Infant Mortality Rate.....4.8

Low Birth Weight Rate.....8.0

No Health Insurance

Employed10.6%

Unemployed.....32.4%

Children Eligible for Free/Reduced

Lunch Program.....35%

Gender & Poverty

Median Male Income

High School Diploma Only.....\$43,643

Median Female Income

High School Diploma Only\$28,070


Families - Female Head of Household

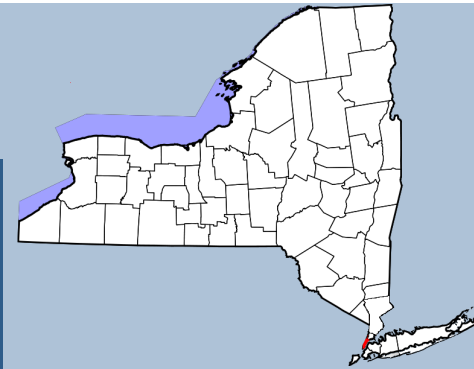
w/Children Living in Poverty

.....24.7%

EOC Of Nassau County

134 Jackson Street
 Hempstead, NY 11550
 (516) 292-9710
<http://www.eoc-nassau.org>





County Population: 1,590,953
County Poverty Rate: 17.6%
 Population for whom poverty status is determined: 1,545,824
 Population Under 18 for whom poverty is determined: 233,005
 Population 25 & over for whom education/poverty status determined: 1,165,560
 Population Over 65 for whom poverty is determined: 209,103

New York County Poverty Profile

Individuals in Poverty17.6% (271,296)
 Children (under 18) in Poverty24.6% (57,432)
 Adults 25+ in Poverty14.5% (168,930)
 Senior Citizens (age 65+) in Poverty..... 18.0% (37,606)

Race & Poverty

Whites Living in Poverty10.8% (94,576)
 African Americans Living in Poverty27.7% (66,182)
 Hispanics/Latinos Living in Poverty28.9% (115,822)

Education & Poverty

Adults, 25+, with High School Degree Only12.9% (149,782)
 Living in Poverty.....25.2% (37,710)
 Adults, 25+, with Associate's Degree14.6% (169,783)
 Living in Poverty.....15.6% (26,416)
 Adults, 25+, with at least Bachelor's Degree58.3% (679,853)
 Living in Poverty6.4% (43,420)

Employment & Poverty

Unemployment Rate.....7.1%
 Median Income\$66,074
 Median Income with High School Degree\$24,848
 Living Wage for 1 Adult, 1 Child Household\$51,357
 Hourly Wage for FMR, 2 BR Apartment\$27.38

Health & Poverty

Infant Mortality Rate.....4.1
 Low Birth Weight Rate.....8.7
 No Health Insurance
 Employed12.2%
 Unemployed.....31.1%
 Children Eligible for Free/Reduced
 Lunch Program.....75.8%

Gender & Poverty

Median Male Income
 High School Diploma Only.....\$26,111
 Median Female Income
 High School Diploma Only\$22,368
 Families - Female Head of Household
 w/Children Living in Poverty
 39.4%

New York City Department Of Youth And Community Development

156 Williams St., 4th FL
 New York, NY 10038
 (800) 246-4646
<http://nyc.gov/html/dycd>





County Population: 216,199

County Poverty Rate: 13.5%

Population for whom poverty status is determined: 211,844

Population Under 18 for whom poverty is determined: 45,619

Population 25 & over for whom education/poverty status determined: 147,888

Population Over 65 for whom poverty is determined: 33,042

Niagara County Poverty Profile

Individuals in Poverty13.5% (28,631)

Children (under 18) in Poverty18.8% (8,560)

Adults 25+ in Poverty10.9% (16,144)

Senior Citizens (age 65+) in Poverty..... 9.8% (3,250)

Race & Poverty

Whites Living in Poverty11.1% (20,840)

African Americans Living in Poverty36.2% (5,464)

Hispanics/Latinos Living in Poverty24.1% (1,104)

Education & Poverty

Adults, 25+, with High School Degree Only37.0% (54,733)

Living in Poverty.....11.9% (6,524)

Adults, 25+, with Associate's Degree31.4% (46,375)

Living in Poverty.....9.8% (4,561)

Adults, 25+, with at least Bachelor's Degree21.3% (31,554)

Living in Poverty3.7% (1,156)

Employment & Poverty

Unemployment Rate.....8.5%

Median Income\$45,722

Median Income with High School Degree\$27,330

Living Wage for 1 Adult, 1 Child Household\$41,583

Hourly Wage for FMR, 2 BR Apartment\$13.83

Health & Poverty

Infant Mortality Rate.....6.5

Low Birth Weight Rate.....8.1

No Health Insurance

Employed9.1%

Unemployed.....30.2%

Children Eligible for Free/Reduced

Lunch Program.....46%

Gender & Poverty

Median Male Income

High School Diploma Only.....\$35,879

Median Female Income

High School Diploma Only\$21,850

Families - Female Head of Household

w/Children Living in Poverty

.....39.4%

Niagara Community Action Program, Inc.

1521 Main Street
 Niagara Falls, NY 14305
 (716) 285-9681
www.niagaracap.org





County Population: 234,592

County Poverty Rate: 15.4%

Population for whom poverty status is determined: 220,985

Population Under 18 for whom poverty is determined: 50,107

Population 25 & over for whom education/poverty status determined: 151,688

Population Over 65 for whom poverty is determined: 35,809

Oneida County Poverty Profile

Individuals in Poverty15.4% (34,061)

Children (under 18) in Poverty24.8% (12,430)

Adults 25+ in Poverty11.4% (17,316)

Senior Citizens (age 65+) in Poverty..... 9.1% (3,261)

Race & Poverty

Whites Living in Poverty12.1% (23,629)

African Americans Living in Poverty2.6% (4,328)

Hispanics/Latinos Living in Poverty44.9% (3,877)

Education & Poverty

Adults, 25+, with High School Degree Only31.9% (48,317)

Living in Poverty.....14.4% (6,978)

Adults, 25+, with Associate's Degree32.6% (49,542)

Living in Poverty.....7.8% (3,865)

Adults, 25+, with at least Bachelor's Degree32.6% (49,542)

Living in Poverty3.0% (1,050)

Employment & Poverty

Unemployment Rate.....7.9%

Median Income\$48,349

Median Income with High School Degree\$26,060

Living Wage for 1 Adult, 1 Child Household\$41,924

Hourly Wage for FMR, 2 BR Apartment\$13.87

Health & Poverty

Infant Mortality Rate.....7.0

Low Birth Weight Rate.....7.3

No Health Insurance

Employed8.5%

Unemployed.....24.4%

Children Eligible for Free/Reduced

Lunch Program.....56%

Gender & Poverty

Median Male Income

High School Diploma Only.....\$31,055

Median Female Income

High School Diploma Only\$21,257

Families - Female Head of Household

w/Children Living in Poverty

.....41.6%

Mohawk Valley Community Action Agency, Inc.

9882 River Road
 Utica, NY 13502
 (315) 624-9930
<http://www.mvcaa.com>





County Population: 466,615
County Poverty Rate: 14.7%
 Population for whom poverty status is determined: 449,606
 Population Under 18 for whom poverty is determined: 105,603
 Population 25 & over for whom education/poverty status determined: 303,481
 Population Over 65 for whom poverty is determined: 62,458

Onondaga County Poverty Profile

Individuals in Poverty 14.7% (65,951)
 Children (under 18) in Poverty 21.0% (22,143)
 Adults 25+ in Poverty 10.1% (30,650)
 Senior Citizens (age 65+) in Poverty..... 7.6% (4,756)

Race & Poverty

Whites Living in Poverty 10.1% (37,308)
 African Americans Living in Poverty 39.0% (18,969)
 Hispanics/Latinos Living in Poverty 43.7% (8,036)

Education & Poverty

Adults, 25+, with High School Degree Only 26.7% (81,034)
 Living in Poverty..... 11.7% (9,501)
 Adults, 25+, with Associate's Degree 30.0% (91,063)
 Living in Poverty..... 8.5% (7,722)
 Adults, 25+, with at least Bachelor's Degree 32.9% (99,718)
 Living in Poverty 4.1% (4,063)

Employment & Poverty

Unemployment Rate..... 7.4%
 Median Income \$52,520
 Median Income with High School Degree \$28,448
 Living Wage for 1 Adult, 1 Child Household \$42,063
 Hourly Wage for FMR, 2 BR Apartment \$14.42

Health & Poverty

Infant Mortality Rate..... 7.1
 Low Birth Weight Rate..... 8.2
 No Health Insurance
 Employed 10.2%
 Unemployed..... 40.4%
 Children Eligible for Free/Reduced
 Lunch Program..... 45%

Gender & Poverty

Median Male Income
 High School Diploma Only..... \$32,870
 Median Female Income
 High School Diploma Only \$23,325
 Families - Female Head of Household
 w/Children Living in Poverty
 38.1%

PEACE, Inc.

217 S Salina Street, 2nd Floor
 Syracuse, NY 13202
 (315) 470-3300
<http://www.peace-caa.org>





County Population: 107,945
County Poverty Rate: 9.0%
 Population for whom poverty status is determined: 104,341
 Population Under 18 for whom poverty is determined: 23,785
 Population 25 & over for whom education/poverty status determined: 73,165
 Population Over 65 for whom poverty is determined: 15,970

Ontario County Poverty Profile

Individuals in Poverty9.0% (9,380)
 Children (under 18) in Poverty11.8% (2,795)
 Adults 25+ in Poverty6.9% (5,043)
 Senior Citizens (age 65+) in Poverty.... 6.6% (1,056)

Race & Poverty

Whites Living in Poverty7.8% (7,615)
 African Americans Living in Poverty37.5% (2,047)
 Hispanics/Latinos Living in Poverty23.8% (846)

Education & Poverty

Adults, 25+, with High School Degree Only28.0% (20,460)
 Living in Poverty.....9.3% (1,903)
 Adults, 25+, with Associate's Degree32.4% (23,697)
 Living in Poverty.....5.4% (1,270)
 Adults, 25+, with at least Bachelor's Degree31.8% (23,271)
 Living in Poverty1.9% (442)

Employment & Poverty

Unemployment Rate.....6.7%
 Median Income\$54,351
 Median Income with High School Degree\$28,558
 Living Wage for 1 Adult, 1 Child Household\$42,745
 Hourly Wage for FMR, 2 BR Apartment\$15.37

Health & Poverty

Infant Mortality Rate.....6.9
 No Health Insurance
 Employed11.5%
 Unemployed.....22.7%
 Children Eligible for Free/Reduced
 Lunch Program.....32%

Gender & Poverty

Median Male Income
 High School Diploma Only.....\$36,087
 Median Female Income
 High School Diploma Only\$21,504
 Families - Female Head of Household
 w/Children Living in Poverty
 25.4%

Action For A Better Community, Inc.

550 East Main Street
 Rochester, NY 14604
 (585) 325-5116
<http://www.abcinfo.org>





County Population: 373,501
County Poverty Rate: 12.0%
 Population for whom poverty status is determined: 361,640
 Population Under 18 for whom poverty is determined: 100,156
 Population 25 & over for whom education/poverty status determined: 231,214
 Population Over 65 for whom poverty is determined: 39,569

Orange County Poverty Profile

Individuals in Poverty12.0% (43,407)
 Children (under 18) in Poverty18.7% (18,731)
 Adults 25+ in Poverty8.5% (19,760)
 Senior Citizens (age 65+) in Poverty..... 7.7% (3,057)

Race & Poverty

Whites Living in Poverty10.3% (28,677)
 African Americans Living in Poverty16.3% (5,788)
 Hispanics/Latinos Living in Poverty17.7% (11,587)

Education & Poverty

Adults, 25+, with High School Degree Only28.7% (66,292)
 Living in Poverty.....9.5% (6,295)
 Adults, 25+, with Associate's Degree28.6% (66,118)
 Living in Poverty.....6.1% (4,020)
 Adults, 25+, with at least Bachelor's Degree29.9% (69,181)
 Living in Poverty17.7% (11,587)

Employment & Poverty

Unemployment Rate.....7.6%
 Median Income\$69,240
 Median Income with High School Degree\$31,911
 Living Wage for 1 Adult, 1 Child Household\$47,779
 Hourly Wage for FMR, 2 BR Apartment\$22.87

Health & Poverty

Infant Mortality Rate.....5.7
 Low Birth Weight Rate.....6.4
 No Health Insurance
 Employed13.2%
 Unemployed.....35.8%
 Children Eligible for Free/Reduced
 Lunch Program.....39%

Gender & Poverty

Median Male Income
 High School Diploma Only.....\$39,078
 Median Female Income
 High School Diploma Only\$25,533
 Families - Female Head of Household
 w/Children Living in Poverty
 28.3%

RECAP, Inc.



40 Smith Street PO Box 886
 Middletown, NY 10940
 (845) 342-3978
<http://www.recap.org>



Newburgh Community Action Committee, Inc.

123 Grand St., 3rd FL
 Newburgh, NY 12550
 (845) 562-0101
<http://newburghcac.org/>



County Population: 42,819
County Poverty Rate: 12.4%
 Population for whom poverty status is determined: 39,953
 Population Under 18 for whom poverty is determined: 9,271
 Population 25 & over for whom education/poverty status determined: 27,020
 Population Over 65 for whom poverty is determined: 5,848

Orleans County Poverty Profile

Individuals in Poverty12.4% (4,943)
 Children (under 18) in Poverty15.9% (1,472)
 Adults 25+ in Poverty10.0% (2,691)
 Senior Citizens (age 65+) in Poverty..... 6.7% (390)

Race & Poverty

Whites Living in Poverty10.0% (3,708)
 African Americans Living in Poverty64.1% (938)
 Hispanics/Latinos Living in Poverty (Not Available)

Education & Poverty

Adults, 25+, with High School Degree Only39.7% (10,739)
 Living in Poverty.....12.6% (1,358)
 Adults, 25+, with Associate's Degree29.4% (7,936)
 Living in Poverty.....7.1% (567)
 Adults, 25+, with at least Bachelor's Degree16.9% (4,565)
 Living in Poverty1.1% (49)

Employment & Poverty

Unemployment Rate.....10.1%
 Median Income\$47,177
 Median Income with High School Degree\$26,513
 Living Wage for 1 Adult, 1 Child Household\$42,745
 Hourly Wage for FMR, 2 BR Apartment\$15.37

Health & Poverty

Infant Mortality Rate.....6.2
 Low Birth Weight Rate.....7.4
 No Health Insurance
 Employed.....11.9%
 Unemployed.....40.1%
 Children Eligible for Free/Reduced
 Lunch Program.....47%

Gender & Poverty

Median Male Income
 High School Diploma Only.....\$34,728
 Median Female Income
 High School Diploma Only\$21,655
 Families - Female Head of Household
 w/Children Living in Poverty
 38.2%

Community Action Of Orleans & Genesee

409 East State Street
 Albion, NY 14411
 (585) 589-5606
<http://www.ocacinc.org>





County Population: 122,150
County Poverty Rate: 17.3%
 Population for whom poverty status is determined: 116,385
 Population Under 18 for whom poverty is determined: 27,617
 Population 25 & over for whom education/poverty status determined: 77,839
 Population Over 65 for whom poverty is determined: 14,746

Oswego County Poverty Profile

Individuals in Poverty17.3% (20,168)
 Children (under 18) in Poverty24.5% (6,760)
 Adults 25+ in Poverty12.0% (9,321)
 Senior Citizens (age 65+) in Poverty..... 6.7% (987)

Race & Poverty

Whites Living in Poverty17.0% (19,216)
 African Americans Living in Poverty(Not Available)
 Hispanics/Latinos Living in Poverty36.9% (832)

Education & Poverty

Adults, 25+, with High School Degree Only42.1% (33,757)
 Living in Poverty.....12.9% (4,214)
 Adults, 25+, with Associate's Degree28.2% (21,952)
 Living in Poverty.....10.2% (2,237)
 Adults, 25+, with at least Bachelor's Degree16.7% (12,982)
 Living in Poverty3.4% (441)

Employment & Poverty

Unemployment Rate.....9.5%
 Median Income\$46,727
 Median Income with High School Degree\$27,269
 Living Wage for 1 Adult, 1 Child Household\$42,063
 Hourly Wage for FMR, 2 BR Apartment\$14.42

Health & Poverty

Infant Mortality Rate.....5.8
 Low Birth Weight Rate.....7.7
 No Health Insurance
 Employed10.7%
 Unemployed.....29.8%
 Children Eligible for Free/Reduced
 Lunch Program.....50%

Gender & Poverty

Median Male Income
 High School Diploma Only.....\$34,518
 Median Female Income
 High School Diploma Only\$20,189
 Families - Female Head of Household
 w/Children Living in Poverty
 45.7%

Oswego County Opportunities, Inc.

239 Oneida Street
 Fulton, NY 13069
 (315) 598-4717
<http://www.oco.org>





County Population: 62,141
County Poverty Rate: 15.7%
 Population for whom poverty status is determined: 57,764
 Population Under 18 for whom poverty is determined: 11,309
 Population 25 & over for whom education/poverty status determined: 39,759
 Population Over 65 for whom poverty is determined: 10,036

Otsego County Poverty Profile

Individuals in Poverty15.7% (9,078)
 Children (under 18) in Poverty17.8% (2,015)
 Adults 25+ in Poverty10.8% (4,279)
 Senior Citizens (age 65+) in Poverty..... 7.8% (787)

Race & Poverty

Whites Living in Poverty14.4%(7,938)
 African Americans Living in Poverty (Not Available)
 Hispanics/Latinos Living in Poverty24.8% (413)

Education & Poverty

Adults, 25+, with High School Degree Only34.8% (13,821)
 Living in Poverty.....14.1% (1,954)
 Adults, 25+, with Associate's Degree28.7% (11,404)
 Living in Poverty.....8.0% (910)
 Adults, 25+, with at least Bachelor's Degree25.8% (10,266)
 Living in Poverty2.0% (210)

Employment & Poverty

Unemployment Rate.....7.3%
 Median Income\$44,274
 Median Income with High School Degree\$21,990
 Living Wage for 1 Adult, 1 Child Household\$41,753
 Hourly Wage for FMR, 2 BR Apartment\$16.17

Health & Poverty

Infant Mortality Rate.....2.6
 Low Birth Weight Rate.....4.7
 No Health Insurance
 Employed10.3%
 Unemployed.....34.5%
 Children Eligible for Free/Reduced
 Lunch Program.....44%

Gender & Poverty

Median Male Income
 High School Diploma Only.....\$25,537
 Median Female Income
 High School Diploma Only\$18,791
 Families - Female Head of Household
 w/Children Living in Poverty
 27.8%

Opportunities For Otsego, Inc.

3 West Broadway
 Oneonta, NY 13820
 (607) 433-8000
<http://www.ofoinc.org>





County Population: 99,772
 County Poverty Rate: 5.7%

Population for whom poverty status is determined: 98,681
 Population Under 18 for whom poverty is determined: 23,202
 Population 25 & over for whom education/poverty status determined: 68,402
 Population Over 65 for whom poverty is determined: 12,279

Putnam County Poverty Profile

Individuals in Poverty5.7% (5,658)
 Children (under 18) in Poverty5.4% (1,253)
 Adults 25+ in Poverty6.0% (4,137)
 Senior Citizens (age 65+) in Poverty..... 7.2% (878)

Race & Poverty

Whites Living in Poverty4.6% (4,027)
 African Americans Living in Poverty(Not Available)
 Hispanics/Latinos Living in Poverty13.5% (1,553)

Education & Poverty

Adults, 25+, with High School Degree Only27.3% (18,693)
 Living in Poverty.....9.5% (1,778)
 Adults, 25+, with Associate's Degree26.6% (18,205)
 Living in Poverty.....4.0% (721)
 Adults, 25+, with at least Bachelor's Degree38.5% (26,348)
 Living in Poverty3.5% (917)

Employment & Poverty

Unemployment Rate.....6.2%
 Median Income\$89,172
 Median Income with High School Degree\$37,209
 Living Wage for 1 Adult, 1 Child Household\$51,357
 Hourly Wage for FMR, 2 BR Apartment\$27.38

Health & Poverty

Infant Mortality Rate.....3.6
 Low Birth Weight Rate.....8.4
 No Health Insurance
 Employed8.5%
 Unemployed.....27.6%
 Children Eligible for Free/Reduced
 Lunch Program.....16%

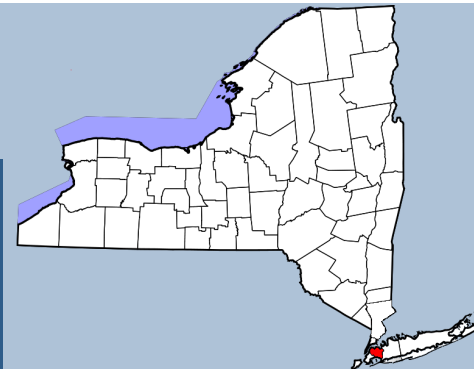
Gender & Poverty

Median Male Income
 High School Diploma Only.....\$46,092
 Median Female Income
 High School Diploma Only\$30,575
 Families - Female Head of Household
 w/Children Living in Poverty
 16.8%

Westchester Community Opportunity Program

121 Main Street
 Brewster, NY 10509
 (914) 592-5600
<http://www.westcop.org>





County Population: 2,232,970
County Poverty Rate: 14.6%
 Population for whom poverty status is determined: 2,210,093
 Population Under 18 for whom poverty is determined: 455,427
 Population 25 & over for whom education/poverty status determined: 1,542,070
 Population Over 65 for whom poverty is determined: 277,669

Queens County Poverty Profile

Individuals in Poverty14.6% (323,523)
 Children (under 18) in Poverty19.7% (89,808)
 Adults 25+ in Poverty12.5% (192,979)
 Senior Citizens (age 65+) in Poverty.... 13.4% (37,260)

Race & Poverty

Whites Living in Poverty12.6% (118,794)
 African Americans Living in Poverty13.6% (56,308)
 Hispanics/Latinos Living in Poverty18.9% (115,248)

Education & Poverty

Adults, 25+, with High School Degree Only27.4% (423,255)
 Living in Poverty.....13.7% (57,780)
 Adults, 25+, with Associate's Degree22.9% (353,393)
 Living in Poverty.....9.8% (34,745)
 Adults, 25+, with at least Bachelor's Degree29.8% (460,264)
 Living in Poverty7.3% (33,465)

Employment & Poverty

Unemployment Rate.....7.8%
 Median Income\$55,246
 Median Income with High School Degree\$28,793
 Living Wage for 1 Adult, 1 Child Household\$51,357
 Hourly Wage for FMR, 2 BR Apartment\$27.38

Health & Poverty

Infant Mortality Rate.....4.3
 Low Birth Weight Rate.....8.4
 No Health Insurance
 Employed22.5%
 Unemployed.....38.6%
 Children Eligible for Free/Reduced
 Lunch Program.....46.9%

Gender & Poverty

Median Male Income
 High School Diploma Only.....\$31,746
 Median Female Income
 High School Diploma Only\$25,213
 Families - Female Head of Household
 w/Children Living in Poverty
29.4%

New York City Department Of Youth And Community Development

156 Williams St., 4th FL
 New York, NY 10038
 (800) 246-4646
<http://nyc.gov/html/dycd>





County Population: 159,337

County Poverty Rate: 12.6%

Population for whom poverty status is determined: 155,413

Population Under 18 for whom poverty is determined: 33,008

Population 25 & over for whom education/poverty status determined: 105,210

Population Over 65 for whom poverty is determined: 20,413

Rensselaer County Poverty Profile

Individuals in Poverty12.6% (19,303)

Children (under 18) in Poverty19.6% (6,457)

Adults 25+ in Poverty8.6% (9,058)

Senior Citizens (age 65+) in Poverty..... 6.3% (1,290)

Race & Poverty

Whites Living in Poverty10.5% (14,299)

African Americans Living in Poverty39.2% (3,579)

Hispanics/Latinos Living in Poverty38.3% (2,215)

Education & Poverty

Adults, 25+, with High School Degree Only30.7% (32,350)

Living in Poverty.....9.9% (3,191)

Adults, 25+, with Associate's Degree31.1% (32,726)

Living in Poverty.....7.0% (2,297)

Adults, 25+, with at least Bachelor's Degree28.1% (29,582)

Living in Poverty3.4% (1,004)

Employment & Poverty

Unemployment Rate.....7.1%

Median Income\$57,156

Median Income with High School Degree\$29,169

Living Wage for 1 Adult, 1 Child Household\$43,845

Hourly Wage for FMR, 2 BR Apartment\$16.73

Health & Poverty

Infant Mortality Rate.....5.6

Low Birth Weight Rate.....7.5

No Health Insurance

Employed8.6%

Unemployed.....26.8%

Children Eligible for Free/Reduced

Lunch Program.....38%

Gender & Poverty

Median Male Income

High School Diploma Only.....\$33,382

Median Female Income

High School Diploma Only\$25,655

Families - Female Head of Household

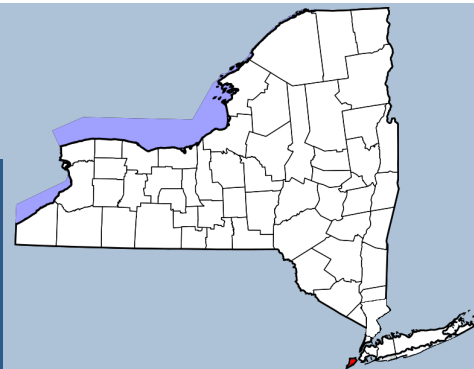
w/Children Living in Poverty

.....41.2%

Commission On Economic Opportunity For The Capital District Region, Inc.

2331 Fifth Avenue
 Troy, NY 12180-2221
 (518) 272-6012
<http://www.ceo-cap.org>





County Population: 468,942

County Poverty Rate: 11.8%

Population for whom poverty status is determined: 461,736

Population Under 18 for whom poverty is determined: 108,068

Population 25 & over for whom education/poverty status determined: 311,906

Population Over 65 for whom poverty is determined: 57,384

Richmond County Poverty Profile

Individuals in Poverty	11.8% (54,550)
Children (under 18) in Poverty	16.7% (18,034)
Adults 25+ in Poverty	9.8% (30,421)
Senior Citizens (age 65+) in Poverty....	10.4% (5,992)

Race & Poverty

Whites Living in Poverty	8.8% (30,842)
African Americans Living in Poverty	25.0% (11,914)
Hispanics/Latinos Living in Poverty	22.9% (18,295)

Education & Poverty

Adults, 25+, with High School Degree Only	32.8% (102,189)
Living in Poverty.....	11.1% (11,330)
Adults, 25+, with Associate's Degree	25.6% (79,723)
Living in Poverty.....	6.5% (5,181)
Adults, 25+, with at least Bachelor's Degree	29.5% (92,070)
Living in Poverty	3.9% (3,581)

Employment & Poverty

Unemployment Rate.....	8.0%
Median Income	\$70,813
Median Income with High School Degree	\$36,572
Living Wage for 1 Adult, 1 Child Household	\$51,357
Hourly Wage for FMR, 2 BR Apartment	\$27.38

Health & Poverty

Infant Mortality Rate.....	4.6
Low Birth Weight Rate.....	8.4
No Health Insurance	
Employed	8.1%
Unemployed.....	25.0%
Children Eligible for Free/Reduced Lunch Program.....	69%

Gender & Poverty

Median Male Income	
High School Diploma Only.....	\$45,219
Median Female Income	
High School Diploma Only	\$28,609
Families - Female Head of Household w/Children Living in Poverty	35.0%

New York City Department Of Youth

156 Williams St., 4th FL
 New York, NY 10038
 (800) 246-4646
<http://nyc.gov/html/dycd>



County Population: 312,110
 County Poverty Rate: 12.5

Population for whom poverty status is determined: 306,912
 Population Under 18 for whom poverty is determined: 86,339
 Population 25 & over for whom education/poverty status determined: 194,431
 Population Over 65 for whom poverty is determined: 40,964



Rockland County Poverty Profile

Individuals in Poverty	12.5% (38,306)
Children (under 18) in Poverty	19.6% (16,886)
Adults 25+ in Poverty	8.8% (17,092)
Senior Citizens (age 65+) in Poverty.....	7.1% (2,919)

Race & Poverty

Whites Living in Poverty	12.6% (27,966)
African Americans Living in Poverty	11.5% (4,314)
Hispanics/Latinos Living in Poverty	18.6% (8,901)

Education & Poverty

Adults, 25+, with High School Degree Only	24.4% (47,369)
Living in Poverty.....	13.0% (6,141)
Adults, 25+, with Associate's Degree	23.0% (44,745)
Living in Poverty.....	6.7% (2,987)
Adults, 25+, with at least Bachelor's Degree	40.3% (78,407)
Living in Poverty	2.9% (2,274)

Employment & Poverty

Unemployment Rate.....	6.4%
Median Income	\$82,772
Median Income with High School Degree	\$31,242
Living Wage for 1 Adult, 1 Child Household	\$51,357
Hourly Wage for FMR, 2 BR Apartment	\$27.38

Health & Poverty

Infant Mortality Rate.....	3.8
Low Birth Weight Rate.....	6.1
No Health Insurance	
Employed	12.9%
Unemployed.....	32.4%
Children Eligible for Free/Reduced Lunch Program.....	35%

Gender & Poverty

Median Male Income	
High School Diploma Only.....	\$38,899
Median Female Income	
High School Diploma Only	\$25,600
Families - Female Head of Household w/Children Living in Poverty	18.8%

WestCOP at Rockland Community Action Partnership

37 Clove Avenue
 Haverstraw, NY 10922
 (914) 592-5600
<http://www.westcop.org>





County Population: 111,925
County Poverty Rate: 18.1%
 Population for whom poverty status is determined: 98,717
 Population Under 18 for whom poverty is determined: 22,583
 Population 25 & over for whom education/poverty status determined: 68,147
 Population Over 65 for whom poverty is determined: 14,715

St. Lawrence County Poverty Profile

Individuals in Poverty18.1% (17,838)
 Children (under 18) in Poverty26.1% (5,883)
 Adults 25+ in Poverty13.7% (9,367)
 Senior Citizens (age 65+) in Poverty..... 9.3% (1,362)

Race & Poverty

Whites Living in Poverty17.6% (16,709)
 African Americans Living in Poverty(Not Available)
 Hispanics/Latinos Living in Poverty30.8% (319)

Education & Poverty

Adults, 25+, with High School Degree Only37.1% (25,316)
 Living in Poverty.....15.5% (3,930)
 Adults, 25+, with Associate's Degree30.7% (20,943)
 Living in Poverty.....13.0% (2,713)
 Adults, 25+, with at least Bachelor's Degree20.5% (13,956)
 Living in Poverty4.8% (666)

Employment & Poverty

Unemployment Rate.....9.4%
 Median Income\$42,802
 Median Income with High School Degree\$24,440
 Living Wage for 1 Adult, 1 Child Household\$41,149
 Hourly Wage for FMR, 2 BR Apartment\$13.81

Health & Poverty

Infant Mortality Rate.....4.4
 Low Birth Weight Rate.....7.1
 No Health Insurance
 Employed13.6%
 Unemployed.....34.7%
 Children Eligible for Free/Reduced
 Lunch Program.....51%

Gender & Poverty

Median Male Income
 High School Diploma Only.....\$31,143
 Median Female Income
 High School Diploma Only\$17,177
 Families - Female Head of Household
 w/Children Living in Poverty
 39.6%

St. Lawrence County Community Development Program, Inc.

One Commerce Lane
 Canton, NY 13617
 (315) 386-1102
<http://www.slccd.org>





County Population: 219,841

County Poverty Rate: 6.3%

Population for whom poverty status is determined: 215,781

Population Under 18 for whom poverty is determined: 48,905

Population 25 & over for whom education/poverty status determined: 150,716

Population Over 65 for whom poverty is determined: 29,282

Saratoga County Poverty Profile

Individuals in Poverty6.3% (13,623)

Children (under 18) in Poverty6.4% (3,120)

Adults 25+ in Poverty5.3% (8,056)

Senior Citizens (age 65+) in Poverty..... 6.1% (1,778)

Race & Poverty

Whites Living in Poverty5.9% (11,984)

African Americans Living in Poverty19.1% (563)

Hispanics/Latinos Living in Poverty11.2% (990)

Education & Poverty

Adults, 25+, with High School Degree Only26.5% (39,943)

Living in Poverty.....8.2% (3,288)

Adults, 25+, with Associate's Degree30.1% (45,305)

Living in Poverty.....4.8% (2,181)

Adults, 25+, with at least Bachelor's Degree36.9% (55,588)

Living in Poverty1.8% (990)

Employment & Poverty

Unemployment Rate.....6.4%

Median Income\$66,379

Median Income with High School Degree\$31,862

Living Wage for 1 Adult, 1 Child Household\$43,845

Hourly Wage for FMR, 2 BR Apartment\$16.73

Health & Poverty

Infant Mortality Rate.....4.1

No Health Insurance

Employed8.5%

Unemployed.....29.7%

Children Eligible for Free/Reduced

Lunch Program.....20%

Gender & Poverty

Median Male Income

High School Diploma Only.....\$39,565

Median Female Income

High School Diploma Only\$25,898

Families - Female Head of Household

w/Children Living in Poverty

.....24.8%

Saratoga County EOC, Inc

40 New Street PO Box 5120
 Saratoga Springs, NY 12866
 (518) 587-3158
<http://www.saratogaecoc.org>





County Population: 154,680
County Poverty Rate: 12.5%
 Population for whom poverty status is determined: 150,546
 Population Under 18 for whom poverty is determined: 34,690
 Population 25 & over for whom education/poverty status determined: 103,698
 Population Over 65 for whom poverty is determined: 22,295

Schenectady County Poverty Profile

Individuals in Poverty12.5% (18,838)
 Children (under 18) in Poverty20.3% (7,035)
 Adults 25+ in Poverty9.6% (9,981)
 Senior Citizens (age 65+) in Poverty..... 7.5% (1,662)

Race & Poverty

Whites Living in Poverty8.8% (10,691)
 African Americans Living in Poverty33.0% (4,813)
 Hispanics/Latinos Living in Poverty36.3% (771)

Education & Poverty

Adults, 25+, with High School Degree Only31.9% (33,079)
 Living in Poverty.....12.5% (4,138)
 Adults, 25+, with Associate's Degree30.2% (31,322)
 Living in Poverty.....8.2% (2,566)
 Adults, 25+, with at least Bachelor's Degree28.7% (2,808)
 Living in Poverty2.6% (771)

Employment & Poverty

Unemployment Rate.....7.4%
 Median Income\$53,540
 Median Income with High School Degree\$28,771
 Living Wage for 1 Adult, 1 Child Household\$43,845
 Hourly Wage for FMR, 2 BR Apartment\$16.73

Health & Poverty

Infant Mortality Rate.....4.8
 Low Birth Weight Rate.....8.7
 No Health Insurance
 Employed11.6%
 Unemployed.....41.0%
 Children Eligible for Free/Reduced
 Lunch Program.....47%

Gender & Poverty

Median Male Income
 High School Diploma Only.....\$35,035
 Median Female Income
 High School Diploma Only\$24,239
 Families - Female Head of Household
 w/Children Living in Poverty
 33.7%

Schenectady Community Action Program, Inc.

913 Albany Street
 Schenectady, NY 12307
 (518) 374-9181
<http://www.scapny.org>





County Population: 32,682

County Poverty Rate: 9.8%

Population for whom poverty status is determined: 30,951

Population Under 18 for whom poverty is determined: 6,242

Population 25 & over for whom education/poverty status determined: 22,233

Population Over 65 for whom poverty is determined: 5,161

Schoharie County Poverty Profile

Individuals in Poverty9.8% (3,034)

Children (under 18) in Poverty10.7% (666)

Adults 25+ in Poverty9.0% (1,996)

Senior Citizens (age 65+) in Poverty..... 7.8% (401)

Race & Poverty

Whites Living in Poverty9.4% (2,847)

African Americans Living in Poverty(Not Available)

Hispanics/Latinos Living in Poverty (Not Available)

Education & Poverty

Adults, 25+, with High School Degree Only36.1% (8,031)

Living in Poverty.....9.3% (747)

Adults, 25+, with Associate's Degree30.7% (6,836)

Living in Poverty.....6.1% (419)

Adults, 25+, with at least Bachelor's Degree20.8% (4,624)

Living in Poverty3.4% (157)

Employment & Poverty

Unemployment Rate.....8.0%

Median Income\$52,276

Median Income with High School Degree\$30,021

Living Wage for 1 Adult, 1 Child Household\$43,845

Hourly Wage for FMR, 2 BR Apartment\$16.73

Health & Poverty

Infant Mortality Rate.....5.6

Low Birth Weight Rate.....7.0

No Health Insurance

Employed10.8%

Unemployed.....28.9%

Children Eligible for Free/Reduced

Lunch Program.....46%

Gender & Poverty

Median Male Income

High School Diploma Only.....\$35,606

Median Female Income

High School Diploma Only\$23,333

Families - Female Head of Household

w/Children Living in Poverty

.....31.4%

Schoharie County Community Action Program, Inc.

795 East Main St Suite 5
 Cobleskill, NY 12043
 (518) 234-2568
<http://sccapinc.org>





County Population: 18,490
County Poverty Rate: 9.0%
 Population for whom poverty status is determined: 17,847
 Population Under 18 for whom poverty is determined: 3,755
 Population 25 & over for whom education/poverty status determined: 12,750
 Population Over 65 for whom poverty is determined: 2,912

Schuyler County Poverty Profile

Individuals in Poverty9.0% (1,612)
 Children (under 18) in Poverty9.5% (355)
 Adults 25+ in Poverty8.2% (1,051)
 Senior Citizens (age 65+) in Poverty..... 5.4% (156)

Race & Poverty

Whites Living in Poverty8.9% (1,556)
 African Americans Living in Poverty17.1% (13)
 Hispanics/Latinos Living in Poverty43.0% (88)

Education & Poverty

Adults, 25+, with High School Degree Only39.0% (4,977)
 Living in Poverty.....8.8% (440)
 Adults, 25+, with Associate's Degree32.3% (4,119)
 Living in Poverty.....6.7% (278)
 Adults, 25+, with at least Bachelor's Degree17.3% (2,206)
 Living in Poverty4.0% (88)

Employment & Poverty

Unemployment Rate.....7.8%
 Median Income\$47,804
 Median Income with High School Degree\$27,091
 Living Wage for 1 Adult, 1 Child Household\$42,110
 Hourly Wage for FMR, 2 BR Apartment\$12.92

Health & Poverty

Infant Mortality Rate.....2.0
 Low Birth Weight Rate.....7.1
 No Health Insurance
 Data Not Available
 Children Eligible for Free/Reduced
 Lunch Program.....41%

Gender & Poverty

Median Male Income
 High School Diploma Only.....\$33,433
 Median Female Income
 High School Diploma Only\$20,305
 Families - Female Head of Household
 w/Children Living in Poverty
 20.6%

Economic Opportunity Program, Inc. of Chemung County

650 Baldwin Street
 Elmira, NY 14901
 (607) 734-6174
<http://www.cseop.org>



**Economic
 Opportunity
 Program, Inc.**
Strengthening the fabric of our community



County Population: 35,230
 County Poverty Rate: 13.6%

Population for whom poverty status is determined: 32,234
 Population Under 18 for whom poverty is determined: 7,213
 Population 25 & over for whom education/poverty status determined: 22,389
 Population Over 65 for whom poverty is determined: 5,236

Seneca County Poverty Profile

Individuals in Poverty 13.6% (4,378)
 Children (under 18) in Poverty 19.8% (1,425)
 Adults 25+ in Poverty 10.4% (2,334)
 Senior Citizens (age 65+) in Poverty..... 10.0% (524)

Race & Poverty

Whites Living in Poverty 12.9% (4,024)
 African Americans Living in Poverty (Not Available)
 Hispanics/Latinos Living in Poverty(Not Available)

Education & Poverty

Adults, 25+, with High School Degree Only 33.8% (7,576)
 Living in Poverty..... 8.8% (663)
 Adults, 25+, with Associate's Degree 32.7% (7,314)
 Living in Poverty..... 8.8% (643)
 Adults, 25+, with at least Bachelor's Degree 20.5% (4,598)
 Living in Poverty 6.0% (277)

Employment & Poverty

Unemployment Rate..... 7.1%
 Median Income \$47,086
 Median Income with High School Degree \$28,372
 Living Wage for 1 Adult, 1 Child Household \$42,776
 Hourly Wage for FMR, 2 BR Apartment \$14.62

Health & Poverty

Infant Mortality Rate..... 7.8
 Low Birth Weight Rate..... 4.3
 No Health Insurance
 Employed 11.1%
 Unemployed..... 36.9%
 Children Eligible for Free/Reduced
 Lunch Program..... 43%

Gender & Poverty

Median Male Income
 High School Diploma Only..... \$32,216
 Median Female Income
 High School Diploma Only \$23,202
 Families - Female Head of Household
 w/Children Living in Poverty
 33.8%

Cayuga/Seneca County Action Program, Inc.

65 State Street
 Auburn, NY 13021
 (315) 255-1703
<http://www.cscaa.com>





County Population: 98,973
County Poverty Rate: 16.0%
 Population for whom poverty status is determined: 97,546
 Population Under 18 for whom poverty is determined: 22,687
 Population 25 & over for whom education/poverty status determined: 67,275
 Population Over 65 for whom poverty is determined: 15,030

Steuben County Poverty Profile

Individuals in Poverty16.0% (15,595)
 Children (under 18) in Poverty23.9% (5,418)
 Adults 25+ in Poverty12.5% (8,379)
 Senior Citizens (age 65+) in Poverty..... 8.1% (1,215)

Race & Poverty

Whites Living in Poverty15.7% (14,667)
 African Americans Living in Poverty23.5% (391)
 Hispanics/Latinos Living in Poverty39.7% (537)

Education & Poverty

Adults, 25+, with High School Degree Only35.4% (23,784)
 Living in Poverty.....14.2% (3,375)
 Adults, 25+, with Associate's Degree31.5% (21,225)
 Living in Poverty.....11.6% (2,454)
 Adults, 25+, with at least Bachelor's Degree20.8% (14,003)
 Living in Poverty2.4% (339)

Employment & Poverty

Unemployment Rate.....9.1%
 Median Income\$45,151
 Median Income with High School Degree\$28,203
 Living Wage for 1 Adult, 1 Child Household\$41,831
 Hourly Wage for FMR, 2 BR Apartment\$13.75

Health & Poverty

Infant Mortality Rate.....5.1
 Low Birth Weight Rate.....6.1
 No Health Insurance
 Employed.....12.0%
 Unemployed.....36.9%
 Children Eligible for Free/Reduced
 Lunch Program.....47%

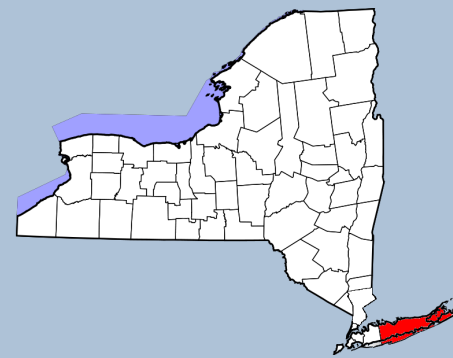
Gender & Poverty

Median Male Income
 High School Diploma Only.....\$35,213
 Median Female Income
 High School Diploma Only\$19,896
 Families - Female Head of Household
 w/Children Living in Poverty
 37.3%

Pro Action Of Steuben And Yates, Inc.

117 E Steuben Street
 Bath, NY 14810
 (607) 776-2125
<http://www.proactioninc.com>





County Population: 1,493,470

County Poverty Rate: 6.1%

Population for whom poverty status is determined: 1,467,340

Population Under 18 for whom poverty is determined: 351,669

Population 25 & over for whom education/poverty status determined: 995,395

Population Over 65 for whom poverty is determined: 195,048

Suffolk County Poverty Profile

Individuals in Poverty6.1% (90,093)

Children (under 18) in Poverty7.4% (26,092)

Adults 25+ in Poverty5.4% (54,170)

Senior Citizens (age 65+) in Poverty.... 5.6% (10,892)

Race & Poverty

Whites Living in Poverty4.8% (57,782)

African Americans Living in Poverty12.9% (13,947)

Hispanics/Latinos Living in Poverty10.7% (26,099)

Education & Poverty

Adults, 25+, with High School Degree Only.....30.5% (304,051)

Living in Poverty.....6.9% (21,127)

Adults, 25+, with Associate's Degree27.2% (270,730)

Living in Poverty.....4.2% (11,393)

Adults, 25+, with at least Bachelor's Degree32.5% (323,132)

Living in Poverty2.3% (7,413)

Employment & Poverty

Unemployment Rate.....7.2%

Median Income\$84,889

Median Income with High School Degree\$34,921

Living Wage for 1 Adult, 1 Child Household\$54,966

Hourly Wage for FMR, 2 BR Apartment\$32.35

Health & Poverty

Infant Mortality Rate.....3.1

Low Birth Weight Rate.....7.8

No Health Insurance

Employed12.1%

Unemployed.....33.8%

Children Eligible for Free/Reduced

Lunch Program.....35%

Gender & Poverty

Median Male Income

High School Diploma Only.....\$42,172

Median Female Income

High School Diploma Only\$27,699

Families - Female Head of Household

w/Children Living in Poverty

.....19.7%

EOC of Suffolk

31 West Main St., Ste 300

Patchogue, NY 11772

(631) 289-2124

<http://www.eoc-suffolk.com>





County Population: 77,339
County Poverty Rate: 18.5%
 Population for whom poverty status is determined: 74,938
 Population Under 18 for whom poverty is determined: 17,014
 Population 25 & over for whom education/poverty status determined: 51,788
 Population Over 65 for whom poverty is determined: 11,155

Sullivan County Poverty Profile

Individuals in Poverty18.5% (13,880)
 Children (under 18) in Poverty27.9% (4,752)
 Adults 25+ in Poverty14.3% (7,412)
 Senior Citizens (age 65+) in Poverty..... 9.7% (1,077)

Race & Poverty

Whites Living in Poverty16.6% (10,111)
 African Americans Living in Poverty41.3% (2,2339)
 Hispanics/Latinos Living in Poverty21.8% (2,197)

Education & Poverty

Adults, 25+, with High School Degree Only34.1% (17,677)
 Living in Poverty.....16.1% (2,847)
 Adults, 25+, with Associate's Degree29.8% (15,442)
 Living in Poverty.....11.6% (1,791)
 Adults, 25+, with at least Bachelor's Degree20.9% (10,801)
 Living in Poverty4.6% (494)

Employment & Poverty

Unemployment Rate.....9.2%
 Median Income\$46,287
 Median Income with High School Degree\$25,559
 Living Wage for 1 Adult, 1 Child Household\$44,356
 Hourly Wage for FMR, 2 BR Apartment\$17.08

Health & Poverty

Infant Mortality Rate.....7.9
 Low Birth Weight Rate.....12.8
 No Health Insurance
 Employed17.3%
 Unemployed.....38.7%
 Children Eligible for Free/Reduced
 Lunch Program.....57%

Gender & Poverty

Median Male Income
 High School Diploma Only.....\$31,584
 Median Female Income
 High School Diploma Only\$22,418
 Families - Female Head of Household
 w/Children Living in Poverty
 48.4%

**CACHE, Inc. / Community Action Commission
 To Help The Economy, Inc.**

63-65 South Main Street
 Liberty, NY 12754-1808
 (845) 292-5821





County Population: 51,125
County Poverty Rate: 10.0%
 Population for whom poverty status is determined: 50,601
 Population Under 18 for whom poverty is determined: 11,573
 Population 25 & over for whom education/poverty status determined: 35,272
 Population Over 65 for whom poverty is determined: 7,906

Tioga County Poverty Profile

Individuals in Poverty10.0% (5,049)
 Children (under 18) in Poverty13.4% (1,548)
 Adults 25+ in Poverty7.4% (2,599)
 Senior Citizens (age 65+) in Poverty..... 5.7% (452)

Race & Poverty

Whites Living in Poverty9.5% (4,674)
 African Americans Living in Poverty (Not Available)
 Hispanics/Latinos Living in Poverty(Not Available)

Education & Poverty

Adults, 25+, with High School Degree Only39.0% (13,756)
 Living in Poverty.....9.2% (1,266)
 Adults, 25+, with Associate's Degree29.8% (10,525)
 Living in Poverty.....4.5% (470)
 Adults, 25+, with at least Bachelor's Degree22.4% (7,894)
 Living in Poverty3.1% (246)

Employment & Poverty

Unemployment Rate.....8.0%
 Median Income\$52,534
 Median Income with High School Degree\$26,841
 Living Wage for 1 Adult, 1 Child Household\$41,506
 Hourly Wage for FMR, 2 BR Apartment\$13.63

Health & Poverty

Infant Mortality Rate.....5.8
 Low Birth Weight Rate.....7.3
 No Health Insurance
 Employed11.5%
 Unemployed27.7%
 Children Eligible for Free/Reduced
 Lunch Program.....48%

Gender & Poverty

Median Male Income
 High School Diploma Only.....\$33,719
 Median Female Income
 High School Diploma Only\$19,905
 Families - Female Head of Household
 w/Children Living in Poverty
 37.1%

Tioga Opportunities, Inc.

9 Sheldon Guile Blvd.
 Owego, NY 13827-1062
 (607) 687-4222
<http://tiogaopp.org>





County Population: 101,625
County Poverty Rate: 21.0%
 Population for whom poverty status is determined: 88,359
 Population Under 18 for whom poverty is determined: 15,443
 Population 25 & over for whom education/poverty status determined: 56,605
 Population Over 65 for whom poverty is determined: 10,639

Tompkins County Poverty Profile

Individuals in Poverty21.0% (18,570)
 Children (under 18) in Poverty15.3% (2,359)
 Adults 25+ in Poverty9.9% (5,627)
 Senior Citizens (age 65+) in Poverty..... 5.4% (570)

Race & Poverty

Whites Living in Poverty16.5% (12,004)
 African Americans Living in Poverty53.3% (1,673)
 Hispanics/Latinos Living in Poverty37.4% (1,324)

Education & Poverty

Adults, 25+, with High School Degree Only19.9% (11,271)
 Living in Poverty.....11.0% (1,245)
 Adults, 25+, with Associate's Degree22.4% (12,685)
 Living in Poverty.....9.9% (1,251)
 Adults, 25+, with at least Bachelor's Degree50.4% (28,529)
 Living in Poverty7.5% (2,145)

Employment & Poverty

Unemployment Rate.....5.4%
 Median Income\$50,220
 Median Income with High School Degree\$30,843
 Living Wage for 1 Adult, 1 Child Household\$45,146
 Hourly Wage for FMR, 2 BR Apartment\$18.58

Health & Poverty

Infant Mortality Rate.....2.7
 Low Birth Weight Rate.....7.7
 No Health Insurance
 Employed.....8.3%
 Unemployed.....23.8%
 Children Eligible for Free/Reduced
 Lunch Program.....37%

Gender & Poverty

Median Male Income
 High School Diploma Only.....\$34,030
 Median Female Income
 High School Diploma Only\$25,009
 Families - Female Head of Household
 w/Children Living in Poverty
 39.2%

Tompkins Community Action, Inc.

701 Spencer Road
 Ithaca, NY 14850
 (607) 273-8816
<http://www.tcaction.org>





County Population: 182,520
County Poverty Rate: 12.8%
 Population for whom poverty status is determined: 175,258
 Population Under 18 for whom poverty is determined: 35,879
 Population 25 & over for whom education/poverty status determined: 123,446
 Population Over 65 for whom poverty is determined: 25,997

Ulster County Poverty Profile

Individuals in Poverty12.8% (23,349)
 Children (under 18) in Poverty15.4% (5,509)
 Adults 25+ in Poverty10.6% (13,135)
 Senior Citizens (age 65+) in Poverty..... 7.4% (1,921)

Race & Poverty

Whites Living in Poverty11.6% (17,992)
 African Americans Living in Poverty22.5% (1,859)
 Hispanics/Latinos Living in Poverty24.9% (3,666)

Education & Poverty

Adults, 25+, with High School Degree Only28.6% (35,317)
 Living in Poverty.....13.2% (4,678)
 Adults, 25+, with Associate's Degree29.4% (36,236)
 Living in Poverty.....9.1% (3,283)
 Adults, 25+, with at least Bachelor's Degree30.2% (37,230)
 Living in Poverty5.4% (2,013)

Employment & Poverty

Unemployment Rate.....7.9%
 Median Income\$56,253
 Median Income with High School Degree\$28,012
 Living Wage for 1 Adult, 1 Child Household\$45,812
 Hourly Wage for FMR, 2 BR Apartment\$21.12

Health & Poverty

Infant Mortality Rate.....5.6
 Low Birth Weight Rate.....7.3
 No Health Insurance
 Employed13.3%
 Unemployed.....30.9%
 Children Eligible for Free/Reduced
 Lunch Program.....38%

Gender & Poverty

Median Male Income
 High School Diploma Only.....\$36,833
 Median Female Income
 High School Diploma Only\$20,972
 Families -h Female Head of Household
 w/Children Living in Poverty
 30.5%

Ulster County Community Action Committee, Inc.

70 Lindsley Avenue
 Kingston, NY 12401
 (845) 338-8750
<http://www.uccac.org>





County Population: 65,749
County Poverty Rate: 11.1%
 Population for whom poverty status is determined: 64,400
 Population Under 18 for whom poverty is determined: 13,203
 Population 25 & over for whom education/poverty status determined: 46,798
 Population Over 65 for whom poverty is determined: 10,996

Warren County Poverty Profile

Individuals in Poverty11.1% (7,164)
 Children (under 18) in Poverty16.0% (2,107)
 Adults 25+ in Poverty9.1% (4,278)
 Senior Citizens (age 65+) in Poverty..... 5.8% (639)

Race & Poverty

Whites Living in Poverty10.8% (6,728)
 African Americans Living in Poverty(Not Available)
 Hispanics/Latinos Living in Poverty17.6% (207)

Education & Poverty

Adults, 25+, with High School Degree Only32.9% (15,387)
 Living in Poverty.....8.9% (1,369)
 Adults, 25+, with Associate's Degree29.8% (13,923)
 Living in Poverty.....8.4% (1,174)
 Adults, 25+, with at least Bachelor's Degree28.1% (13,166)
 Living in Poverty4.0% (521)

Employment & Poverty

Unemployment Rate.....8.0%
 Median Income\$55,281
 Median Income with High School Degree\$27,482
 Living Wage for 1 Adult, 1 Child Household\$43,209
 Hourly Wage for FMR, 2 BR Apartment\$16.13

Health & Poverty

Infant Mortality Rate.....6.3
 Low Birth Weight Rate.....6.2
 No Health Insurance
 Employed12.1%
 Unemployed.....36.6%
 Children Eligible for Free/Reduced
 Lunch Program.....34%

Gender & Poverty

Median Male Income
 High School Diploma Only.....\$38,261
 Median Female Income
 High School Diploma Only\$22,814
 Families - Female Head of Household
 w/Children Living in Poverty
 31.5%

Warren/Hamilton Counties ACEO, Inc.

190 Maple Street
 Glens Falls, NY 12801
 (518) 793-0638



<http://www.criminaljustice.ny.gov/opca/warren.htm>



County Population: 63,188
 County Poverty Rate: 12.9%

Population for whom poverty status is determined: 59,408
 Population Under 18 for whom poverty is determined: 12,699
 Population 25 & over for whom education/poverty status determined: 42,169
 Population Over 65 for whom poverty is determined: 9,338

Washington County Poverty Profile

Individuals in Poverty 12.9% (7,668)
 Children (under 18) in Poverty 19.5% (2,480)
 Adults 25+ in Poverty 10.1% (4,249)
 Senior Citizens (age 65+) in Poverty..... 7.3% (678)

Race & Poverty

Whites Living in Poverty 12.6% (7,327)
 African Americans Living in Poverty(Not Available)
 Hispanics/Latinos Living in Poverty(Not Available)

Education & Poverty

Adults, 25+, with High School Degree Only 44.2% (18,656)
 Living in Poverty..... 11.0% (2,050)
 Adults, 25+, with Associate's Degree 26.1% (11,001)
 Living in Poverty..... 8.0% (879)
 Adults, 25+, with at least Bachelor's Degree 17.6% (7,407)
 Living in Poverty 3.7% (274)

Employment & Poverty

Unemployment Rate..... 7.1%
 Median Income \$51,166
 Median Income with High School Degree \$28,787
 Living Wage for 1 Adult, 1 Child Household \$43,209
 Hourly Wage for FMR, 2 BR Apartment \$16.13

Health & Poverty

Infant Mortality Rate..... 5.8
 Low Birth Weight Rate..... 9.9
 No Health Insurance
 Employed 12.8%
 Unemployed..... 36.7%
 Children Eligible for Free/Reduced
 Lunch Program..... 45%

Gender & Poverty

Median Male Income
 High School Diploma Only..... \$37,559
 Median Female Income
 High School Diploma Only \$22,480
 Families - Female Head of Household
 w/Children Living in Poverty
 47.8%

Washington County EOC, Inc.

383 Broadway
 Fort Edward, NY 12828
 (518) 746-2390
<http://www.washingtoncountyeoc.com/>





County Population: 93,621
County Poverty Rate: 10.8%
 Population for whom poverty status is determined: 92,037
 Population Under 18 for whom poverty is determined: 21,759
 Population 25 & over for whom education/poverty status determined: 63,391
 Population Over 65 for whom poverty is determined: 12,835

Wayne County Poverty Profile

Individuals in Poverty10.8% (9,946)
 Children (under 18) in Poverty16.0% (3,490)
 Adults 25+ in Poverty8.6% (5,462)
 Senior Citizens (age 65+) in Poverty..... 7.5% (965)

Race & Poverty

Whites Living in Poverty9.4% (8,110)
 African Americans Living in Poverty42.6% (1,370)
 Hispanics/Latinos Living in Poverty21.3% (701)

Education & Poverty

Adults, 25+, with High School Degree Only34.8% (22,037)
 Living in Poverty.....10.2% (2,258)
 Adults, 25+, with Associate's Degree32.0% (20,306)
 Living in Poverty.....5.7% (1,148)
 Adults, 25+, with at least Bachelor's Degree20.9% (13,244)
 Living in Poverty2.6% (346)

Employment & Poverty

Unemployment Rate.....7.7%
 Median Income\$52,943
 Median Income with High School Degree\$27,666
 Living Wage for 1 Adult, 1 Child Household\$42,745
 Hourly Wage for FMR, 2 BR Apartment\$15.37

Health & Poverty

Infant Mortality Rate.....4.2
 Low Birth Weight Rate.....7.1
 No Health Insurance
 Employed9.6%
 Unemployed.....26.5%
 Children Eligible for Free/Reduced
 Lunch Program.....42%

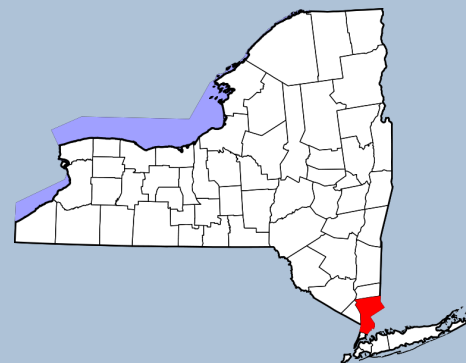
Gender & Poverty

Median Male Income
 High School Diploma Only.....\$35,179
 Median Female Income
 High School Diploma Only\$21,407
 Families - Female Head of Household
 w/Children Living in Poverty
 38.8%

Wayne County Community Action Program, Inc.

159 Montezuma Street
 Lyons, NY 14489-1228
 (315) 946-7530
<http://www.waynecap.org>





County Population: 950,128

County Poverty Rate: 9.3%

Population for whom poverty status is determined: 927,465

Population Under 18 for whom poverty is determined: 223,844

Population 25 & over for whom education/poverty status determined: 634,023

Population Over 65 for whom poverty is determined: 133,558

Westchester County Poverty Profile

Individuals in Poverty9.3% (85,808)

Children (under 18) in Poverty 12.1% (27,064)

Adults 25+ in Poverty7.6% (48,140)

Senior Citizens (age 65+) in Poverty..... 6.9% (9,231)

Race & Poverty

Whites Living in Poverty6.0% (37,725)

African Americans Living in Poverty15.5% (19,963)

Hispanics/Latinos Living in Poverty19.5% (39,707)

Education & Poverty

Adults, 25+, with High School Degree Only22.1% (140,374)

Living in Poverty.....10.7% (15,020)

Adults, 25+, with Associate's Degree20.5% (129,975)

Living in Poverty.....7.2% (9,358)

Adults, 25+, with at least Bachelor's Degree45.1% (286,175)

Living in Poverty2.5% (7,110)

Employment & Poverty

Unemployment Rate.....6.7%

Median Income\$79,228

Median Income with High School Degree\$31,172

Living Wage for 1 Adult, 1 Child Household\$55,416

Hourly Wage for FMR, 2 BR Apartment\$30.38

Health & Poverty

Infant Mortality Rate.....5.1

Low Birth Weight Rate.....8.6

No Health Insurance

Employed14.7%

Unemployed32.9%

Children Eligible for Free/Reduced

Lunch Program.....47%

Gender & Poverty

Median Male Income

High School Diploma Only.....\$36,010

Median Female Income

High School Diploma Only\$26,529

Families - Female Head of Household

w/Children Living in Poverty

.....28.2%

Westchester Community Opportunity Program, Inc.

2269 Saw Mill River Road
 Elmsford, NY 10523
 (914) 592-5600
<http://www.westcop.org>



Yonkers Community Action Program, Inc.

164 Asburton Ave.
 Yonkers, NY 10701
 (914) 423-5905
<http://www.yonkerscap.org/>



Helping People. Changing Lives.



County Population: 42,106
 County Poverty Rate: 9.7%

Population for whom poverty status is determined: 37,992
 Population Under 18 for whom poverty is determined: 8,138
 Population 25 & over for whom education/poverty status determined: 26,817
 Population Over 65 for whom poverty is determined: 5,619

Wyoming County Poverty Profile

Individuals in Poverty9.7% (3,676)
 Children (under 18) in Poverty12.4% (1,009)
 Adults 25+ in Poverty8.4% (2,260)
 Senior Citizens (age 65+) in Poverty..... 4.8% (269)

Race & Poverty

Whites Living in Poverty9.2% (3,432)
 African Americans Living in Poverty(Not Available)
 Hispanics/Latinos Living in Poverty(Not Available)

Education & Poverty

Adults, 25+, with High School Degree Only38.8% (10,404)
 Living in Poverty.....8.3% (866)
 Adults, 25+, with Associate's Degree33.2% (8,894)
 Living in Poverty.....6.8% (601)
 Adults, 25+, with at least Bachelor's Degree16.3% (4,382)
 Living in Poverty3.3% (143)

Employment & Poverty

Unemployment Rate.....8.4%
 Median Income\$50,683
 Median Income with High School Degree\$36,832
 Living Wage for 1 Adult, 1 Child Household\$41,506
 Hourly Wage for FMR, 2 BR Apartment\$14.19

Health & Poverty

Infant Mortality Rate.....5.8
 No Health Insurance
 Employed12.2%
 Unemployed.....39.9%
 Children Eligible for Free/Reduced
 Lunch Program.....37%

Gender & Poverty

Median Male Income
 High School Diploma Only.....\$33,375
 Median Female Income
 High School Diploma Only\$20,942
 Families - Female Head of Household
 w/Children Living in Poverty
 26.7%

Wyoming County Community Action, Inc.

6470 Route 20A
 Perry, NY 14530
 (585) 237-2600
<http://www.wccainc.org>





County Population: 25,375
 County Poverty Rate: 14.2%

Population for whom poverty status is determined: 24,121
 Population Under 18 for whom poverty is determined: 6,080
 Population 25 & over for whom education/poverty status determined: 16,162
 Population Over 65 for whom poverty is determined: 3,932

Yates County Poverty Profile

Individuals in Poverty14.2% (3,437)
 Children (under 18) in Poverty20.1% (1,225)
 Adults 25+ in Poverty10.7% (1,729)
 Senior Citizens (age 65+) in Poverty..... 6.5% (257)

Race & Poverty

Whites Living in Poverty14.2% (3,348)
 African Americans Living in Poverty(Not Available)
 Hispanics/Latinos Living in Poverty(Not Available)

Education & Poverty

Adults, 25+, with High School Degree Only39.0% (6,296)
 Living in Poverty.....13.8% (869)
 Adults, 25+, with Associate's Degree24.7% (3,984)
 Living in Poverty.....8.1% (323)
 Adults, 25+, with at least Bachelor's Degree23.3% (3,773)
 Living in Poverty4.4% (165)

Employment & Poverty

Unemployment Rate.....6.4%
 Median Income\$50,825
 Median Income with High School Degree\$24,836
 Living Wage for 1 Adult, 1 Child Household\$41,784
 Hourly Wage for FMR, 2 BR Apartment\$13.23

Health & Poverty

Infant Mortality Rate.....4.2
 Low Birth Weight Rate.....6.4
 No Health Insurance
 Employed16.0%
 Unemployed.....36.8%
 Children Eligible for Free/Reduced
 Lunch Program.....51%

Gender & Poverty

Median Male Income
 High School Diploma Only.....\$31,698
 Median Female Income
 High School Diploma Only\$20,448
 Families - Female Head of Household
 w/Children Living in Poverty
 26.6%

Pro Action Of Steuben And Yates, Inc.

117 E Steuben Street
 Bath, NY 14810
 (607) 776-2125
<http://proactioninc.com>



City Profiles: Upstate and Long Island

New York State Community Action Association • <http://www.nyscommunityaction.org>



Helping People, Changing Lives.....

New York State Community Action Association

NYS POVERTY RATE: 15.1%
ALBANY COUNTY POVERTY RATE: 13.8%
CITY POVERTY RATE: 25.3%
City Population: 97,825
Population for whom poverty is determined: 88,229
Population 25 and over for whom poverty is determined: 56,918
Population 65 and over for whom poverty is determined: 49,449



City of Albany Poverty Profile

Individuals in Poverty.....25.3% (22,365)
Children (under 18) in Poverty.....36.4% (5,976)
Adults 25+ in Poverty17.4% (9,894)
Senior Citizens (age 65+) in Poverty..12.3% (10,564)

Race & Poverty

Whites Living in Poverty19.9% (9,636)
African Americans Living in Poverty30.0% (8,790)
Hispanics/Latinos Living in Poverty40.2% (2,671)

Education & Poverty

Adults, 25+, with High School Degree Only23.2% (13,196)
 Living in Poverty.....23.9% (3,149)
Adults, 25+, with Associate’s Degree25.9% (14,745)
 Living in Poverty.....13.0% (1,913)
Adults, 25+, with at least Bachelor’s Degree36.8% (20,964)
 Living in Poverty8.6% (1,806)

Employment & Poverty

Unemployment Rate7.7%
Median Income\$38,009
Median Income with High School Degree.....\$25,357
Living Wage for 1 Adult, 1 Child Household ..\$43,845

Health & Poverty

Employed, No Health Insurance.11.3%
Unemployed,
 No Health Insurance32.5%
Children Eligible for Free/Reduced
 Lunch Program.....72.9%

Gender & Poverty

Median Male Income
 High School Diploma Only.....\$30,380
Median Female Income
 High School Diploma Only\$21,032

Albany Community Action Partnership

333 Sheridan Avenue
Albany, NY 12206
(518) 463-3175
<http://www.albanycap.org>

New York State Community Action Association

NYS POVERTY RATE: 15.1%
 CAYUGA COUNTY POVERTY RATE: 12.2%
 CITY POVERTY RATE: 18.5%
 City Population: 27,664
 Population for whom poverty is determined: 25,263
 Population 25 and over for whom poverty is determined: 17,393
 Population 65 and over for whom poverty is determined: 4,004



City of Auburn Poverty Profile

Individuals in Poverty.....18.5% (4,689)
 Children (under 18) in Poverty.....26.0%(1,435)
 Adults 25+ in Poverty 2,38713.7% (2,387)
 Senior Citizens (age 65+) in Poverty.....9.2%(370)

Race & Poverty

Whites Living in Poverty17.0% (3,934)
 African Americans Living in Poverty(Not Available)
 Hispanics/Latinos Living in Poverty(Not Available)

Education & Poverty

Adults, 25+, with High School Degree Only34.3% (5,959)
 Living in Poverty.....16.0% (954)
 Adults, 25+, with Associate’s Degree31.9% (5,550)
 Living in Poverty.....13.9% (771)
 Adults, 25+, with at least Bachelor’s Degree18.8% (3,265)
 Living in Poverty4.6% (151)

Employment & Poverty

Unemployment Rate8.7%
 Median Income\$39,607
 Median Income with High School Degree.....\$24,565
 Living Wage for 1 Adult, 1 Child Household ..\$41,924

Health & Poverty

Employed, No Health Insurance.13.9%
 Unemployed,
 No Health Insurance32.8%
 Children Eligible for Free/Reduced
 Lunch Program....Not Available

Gender & Poverty

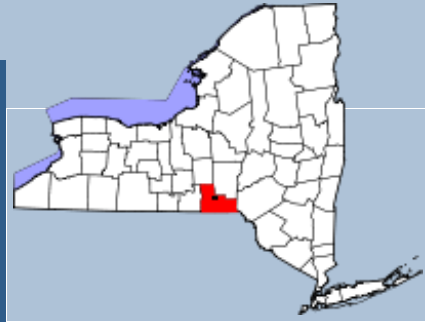
Median Male Income
 High School Diploma Only.....\$31,667
 Median Female Income
 High School Diploma Only\$21,198

Cayuga/Seneca County Action Program, Inc.

65 State Street
 Auburn, NY 13021
 (315) 255-1703
<http://www.cscaa.com>

New York State Community Action Association

NYS POVERTY RATE: 15.1%
BROOME COUNTY POVERTY RATE: 17.5%
CITY POVERTY RATE: 34.5%
City Population: 47,262
Population for whom poverty is determined: 46,307
Population 25 and over for whom poverty is determined: 29,159
Population 65 and over for whom poverty is determined: 6,894



City of Binghamton Poverty Profile

Individuals in Poverty.....34.5% (15,991)
Children (under 18) in Poverty.....49.2% (4,616)
Adults 25+ in Poverty23.5% (6,843)
Senior Citizens (age 65+) in Poverty.....14.1% (975)

Race & Poverty

Whites Living in Poverty29.2% (10,393)
African Americans Living in Poverty52.3% (2,854)
Hispanics/Latinos Living in Poverty64.6% (1,781)

Education & Poverty

Adults, 25+, with High School Degree Only30.7% (8,949)
 Living in Poverty.....29.8% (2,666)
Adults, 25+, with Associate’s Degree30.1% (8,789)
 Living in Poverty.....21.4% (1,877)
Adults, 25+, with at least Bachelor’s Degree23.1% (6,726)
 Living in Poverty7.4% (499)

Employment & Poverty

Unemployment Rate8.0%
Median Income\$30,779
Median Income with High School Degree.....\$20,018
Living Wage for 1 Adult, 1 Child Household ..\$41,506

Health & Poverty

Employed, No Health Insurance.12.8%
Unemployed,
 No Health Insurance29.0%
Children Eligible for Free/Reduced
 Lunch Program.....66.0%

Gender & Poverty

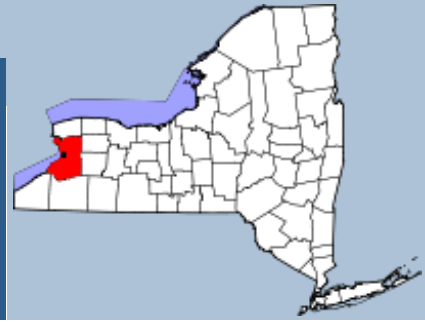
Median Male Income
 High School Diploma Only.....\$26,438
Median Female Income
 High School Diploma Only\$17,747

Opportunities for Broome, Inc.

5 West State St.
Binghamton, NY 13901
(607) 723-6493
<http://www.ofbonline.org>

New York State Community Action Association

NYS POVERTY RATE: 15.1%
ERIE COUNTY POVERTY RATE: 14.5%
CITY POVERTY RATE: 30.3%
City Population: 261,768
Population for whom poverty is determined: 252,710
Population 25 and over for whom poverty is determined: 162,843
Population 65 and over for whom poverty is determined: 29,372



City of Buffalo Poverty Profile

Individuals in Poverty.....30.3% (76,629)
Children (under 18) in Poverty.....46.6% (27,955)
Adults 25+ in Poverty22.9% (37,319)
Senior Citizens (age 65+) in Poverty.....15.4%(4,518)

Race & Poverty

Whites Living in Poverty19.7% (25,227)
African Americans Living in Poverty40.2% (38,983)
Hispanics/Latinos Living in Poverty49.0% (11,443)

Education & Poverty

Adults, 25+, with High School Degree Only28.5% (46,487)
 Living in Poverty.....23.9% (11,132)
Adults, 25+, with Associate’s Degree29.4% (47,937)
 Living in Poverty.....21.6% (10,345)
Adults, 25+, with at least Bachelor’s Degree23.2% (37,823)
 Living in Poverty9.1% (3,449)

Employment & Poverty

Unemployment Rate9.9%
Median Income\$29,323
Median Income with High School Degree.....\$23,607
Living Wage for 1 Adult, 1 Child Household .\$41,583

Health & Poverty

Employed, No Health Insurance.15.0%
Unemployed,
 No Health Insurance31.3%
Children Eligible for Free/Reduced
 Lunch Program.....83.2%

Gender & Poverty

Median Male Income
 High School Diploma Only.....\$25,465
Median Female Income
 High School Diploma Only\$22,081

Community Action Organization of Erie County, Inc.

70 Harvard Place
Buffalo, NY 14209
(716) 881-5150
<http://www.caoec.org>

New York State Community Action Association

NYS POVERTY RATE: 15.1%
CHEMUNG COUNTY POVERTY RATE: 15.8%
CITY POVERTY RATE: 27.9%
City Population: 29,236
Population for whom poverty is determined: 24,794
Population 25 and over for whom poverty is determined: 15,715
Population 65 and over for whom poverty is determined: 3,140



City of Elmira Poverty Profile

Individuals in Poverty.....27.9% (6,924)
Children (under 18) in Poverty.....40.1% (2,750)
Adults 25+ in Poverty21.5% (3,372)
Senior Citizens (age 65+) in Poverty.....12.5%(391)

Race & Poverty

Whites Living in Poverty26.0% (5,505)
African Americans Living in Poverty40.7% (943)
Hispanics/Latinos Living in Poverty(Not Available)

Education & Poverty

Adults, 25+, with High School Degree Only37.2% (5,840)
 Living in Poverty.....20.8% (1,217)
Adults, 25+, with Associate’s Degree32.1% (5,047)
 Living in Poverty.....23.6% (1,189)
Adults, 25+, with at least Bachelor’s Degree15.0% (2,361)
 Living in Poverty4.7% (111)

Employment & Poverty

Unemployment Rate10.5%
Median Income\$30,304
Median Income with High School Degree.....\$23,257
Living Wage for 1 Adult, 1 Child Household ..\$42,590

Health & Poverty

Employed, No Health Insurance.16.5%
Unemployed,
 No Health Insurance39.5%
Children Eligible for Free/Reduced
 Lunch Program.....60.5%

Gender & Poverty

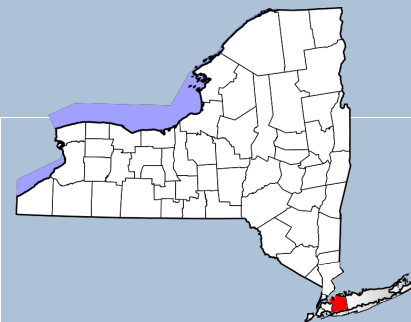
Median Male Income
 High School Diploma Only.....\$27,362
Median Female Income
 High School Diploma Only\$20,323

Economic Opportunity Program, Inc.

650 Baldwin Street
Elmira, NY 14901
(607) 734-6174
<http://www.cseop.org>

New York State Community Action Association

NYS POVERTY RATE: 15.1%
 NASSAU COUNTY POVERTY RATE: 5.9%
 CITY POVERTY RATE: 12.4%
 City Population: 29,236
 Population for whom poverty is determined: 26,186
 Population 25 and over for whom poverty is determined: 18,320
 Population 65 and over for whom poverty is determined: 4,277



City of Glen Cove Poverty Profile

Individuals in Poverty.....12.4% (3,243)
 Children (under 18) in Poverty.....22.6%(1,280)
 Adults 25+ in Poverty8.5% (1,566)
 Senior Citizens (age 65+) in Poverty.....4.5% (194)

Race & Poverty

Whites Living in Poverty7.1% (1,199)
 African Americans Living in Poverty(Not Available)
 Hispanics/Latinos Living in Poverty24.1% (1,954)

Education & Poverty

Adults, 25+, with High School Degree Only26.5% (4,860)
 Living in Poverty.....9.7% (469)
 Adults, 25+, with Associate’s Degree20.1% (3,688)
 Living in Poverty.....9.7% (358)
 Adults, 25+, with at least Bachelor’s Degree35.4% (6,489)
 Living in Poverty2.5% (160)

Employment & Poverty

Unemployment Rate.....7.0%
 Median Income\$72,176
 Median Income with High School Degree\$30,405
 Living Wage for 1 Adult, 1 Child Household\$54,966

Health & Poverty

Employed, No Health Insurance.20.1%
 Unemployed,
 No Health Insurance36.3%
 Children Eligible for Free/Reduced
 Lunch Program.....50.5%

Gender & Poverty

Median Male Income
 High School Diploma Only.....\$33,636
 Median Female Income
 High School Diploma Only\$26,695

EOC of Nassau County

134 Jackson Street
 Hempstead, NY 11550
 (516) 292-9710
<http://www.eoc-nassau.org>

New York State Community Action Association

NYS POVERTY RATE: 15.1%
TOMPKINS COUNTY POVERTY RATE: 21.0%
CITY POVERTY RATE: 48.3
City Population: 30,048
Population for whom poverty is determined: 22,577
Population 25 and over for whom poverty is determined: 10,396
Population 65 and over for whom poverty is determined: 1,302



City of Ithaca Poverty Profile

Individuals in Poverty.....48.3% (10,903)
Children (under 18) in Poverty.....28.7% (590)
Adults 25+ in Poverty18.8% (1,950)
Senior Citizens (age 65+) in Poverty.....9.1% (118)

Race & Poverty

Whites Living in Poverty42.3% (6,402)
African Americans Living in Poverty(Not Available)
Hispanics/Latinos Living in Poverty61.4% (1,008)

Education & Poverty

Adults, 25+, with High School Degree Only11.6% (1,204)
 Living in Poverty.....33.6% (405)
Adults, 25+, with Associate’s Degree13.9% (1,441)
 Living in Poverty.....19.8% (285)
Adults, 25+, with at least Bachelor’s Degree65.2% (6,785)
 Living in Poverty12.1% (823)

Employment & Poverty

Unemployment Rate 5.6%
Median Income\$26,360
Median Income with High School Degree.....\$21,284
Living Wage for 1 Adult, 1 Child Household ..\$45,146

Health & Poverty

Employed, No Health Insurance...7.9%
Unemployed,
 No Health Insurance9.2%
Children Eligible for Free/Reduced
 Lunch Program.....36.0%

Gender & Poverty

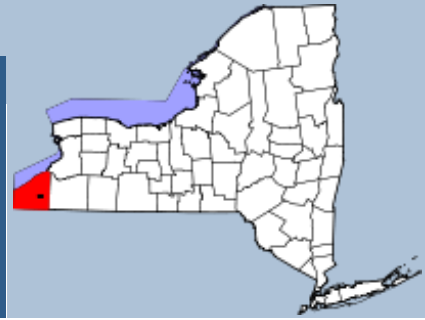
Median Male Income
 High School Diploma Only.....\$21,924
Median Female Income
 High School Diploma Only\$17,500

**Tompkins
Community Action, Inc.**

701 Spencer Road
Ithaca, NY 14850
(607) 273-8816
<http://www.taction.org>

New York State Community Action Association

NYS POVERTY RATE: 15.1%
CHAUTAUQUA COUNTY POVERTY RATE: 18.8%
CITY POVERTY RATE: 28.9
City Population: 31,125
Population for whom poverty is determined: 30,484
Population 25 and over for whom poverty is determined: 19,699
Population 65 and over for whom poverty is determined: 4,132



City of Jamestown Poverty Profile

Individuals in Poverty.....28.9% (8,810)
Children (under 18) in Poverty.....41.7% (3,218)
Adults 25+ in Poverty21.0% (4,146)
Senior Citizens (age 65+) in Poverty.....12.3% (507)

Race & Poverty

Whites Living in Poverty26.2% (7,014)
African Americans Living in Poverty27.1% (396)
Hispanics/Latinos Living in Poverty69.7% (1,637)

Education & Poverty

Adults, 25+, with High School Degree Only34.8% (6,847)
 Living in Poverty.....21.9% (1,501)
Adults, 25+, with Associate's Degree33.8% (6,649)
 Living in Poverty.....16.9% (1,126)
Adults, 25+, with at least Bachelor's Degree16.4% (6,649)
 Living in Poverty6.5% (208)

Employment & Poverty

Unemployment Rate9.5%
Median Income\$28,789
Median Income with High School Degree.....\$20,239
Living Wage for 1 Adult, 1 Child Household ..\$41,304

Health & Poverty

Employed, No Health Insurance.12.0%
Unemployed,
 No Health Insurance20.5%
Children Eligible for Free/Reduced
 Lunch Program.....69%

Gender & Poverty

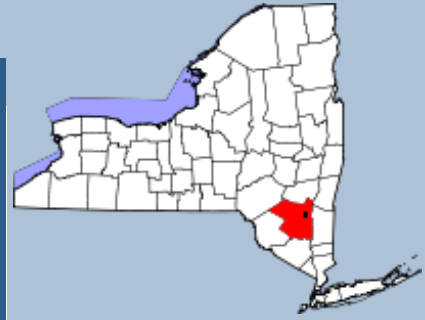
Median Male Income
 High School Diploma Only.....\$25,618
Median Female Income
 High School Diploma Only\$17,699

Chautauqua Opportunities, Inc.

17 W. Courtney Street
Dunkirk, NY 14048
(716) 366-3333
www.chautauquaopportu

New York State Community Action Association

NYS POVERTY RATE: 15.1%
ULSTER COUNTY POVERTY RATE: 12.8%
CITY POVERTY RATE: 18.7
City Population: 23,900
Population for whom poverty is determined: 23,280
Population 25 and over for whom poverty is determined: 15,698
Population 65 and over for whom poverty is determined: 3,383



City of Kingston Poverty Profile

Individuals in Poverty.....18.7% (4,360)
Children (under 18) in Poverty.....32.1% (1,681)
Adults 25+ in Poverty15.2% (2,383)
Senior Citizens (age 65+) in Poverty.....7.7%

Race & Poverty

Whites Living in Poverty16.6% (2,871)
African Americans Living in Poverty21.7% (774)
Hispanics/Latinos Living in Poverty44.6% (1,360)

Education & Poverty

Adults, 25+, with High School Degree Only30.2% (4,737)
 Living in Poverty.....19.0% (900)
Adults, 25+, with Associate’s Degree32.3% (5,076)
 Living in Poverty.....9.2% (466)
Adults, 25+, with at least Bachelor’s Degree20.9% (3,288)
 Living in Poverty7.1% (233)

Employment & Poverty

Unemployment Rate (Kingston MSA)7.9%
Median Income\$43,111
Median Income with High School Degree.....\$25,776
Living Wage for 1 Adult, 1 Child Household ..\$45,812

Health & Poverty

Employed, No Health Insurance.18.0%
Unemployed,
 No Health Insurance13.9%
Children Eligible for Free/Reduced
 Lunch Program.....50.2%

Gender & Poverty

Median Male Income
 High School Diploma Only.....\$29,084
Median Female Income
 High School Diploma Only\$22,774

Ulster County Community Action Committee, Inc.

70 Lindsley Avenue
Kingston, NY 12401
(845) 338-8750
<http://www.uccac.org>

New York State Community Action Association

NYS POVERTY RATE: 15.1%
ORANGE COUNTY POVERTY RATE: 12.0%
CITY POVERTY RATE: 17.8
City Population: 28,132
Population for whom poverty is determined: 27,628
Population 25 and over for whom poverty is determined: 17,244
Population 65 and over for whom poverty is determined: 3,019



City of Middletown Poverty Profile

Individuals in Poverty.....17.8% (4,912)
Children (under 18) in Poverty.....28.3% (2,030)
Adults 25+ in Poverty11.7% (2,021)
Senior Citizens (age 65+) in Poverty.....6.1% (185)

Race & Poverty

Whites Living in Poverty12.1% (1,588)
African Americans Living in Poverty11.8% (603)
Hispanics/Latinos Living in Poverty30.4% (3,406)

Education & Poverty

Adults, 25+, with High School Degree Only29.7% (5,126)
 Living in Poverty.....9.0% (461)
Adults, 25+, with Associate's Degree25.7% (4,426)
 Living in Poverty.....3.6% (161)
Adults, 25+, with at least Bachelor's Degree20.1% (3,473)
 Living in Poverty7.2% (249)

Employment & Poverty

Unemployment Rate 8.1%
Median Income\$51,347
Median Income with High School Degree.....\$30,453
Living Wage for 1 Adult, 1 Child Household ..\$47,779

Health & Poverty

Employed, No Health Insurance.26.8%
Unemployed,
 No Health Insurance48.4%
Children Eligible for Free/Reduced
 Lunch Program.....72.8%

Gender & Poverty

Median Male Income
 High School Diploma Only.....\$32,012
Median Female Income
 High School Diploma Only\$26,818

RECAP, Inc.

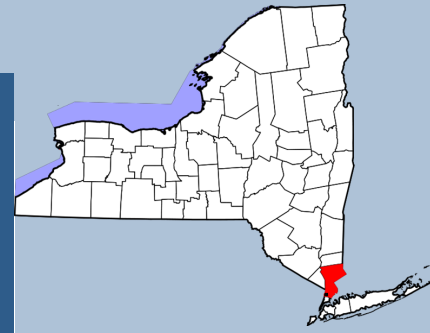
40 Smith Street PO Box 886
Middletown, NY 10940
(845) 342-3978
<http://www.recap.org>

Newburgh Community Action Committee, Inc.

123 Grand St., 3rd FL
Newburgh, NY 12550
(845) 562-0101
<http://newburghcac.org/>

New York State Community Action Association

NYS POVERTY RATE: 15.1%
WESTCHESTER COUNTY POVERTY RATE: 9.3%
CITY POVERTY RATE: 15.1%
City Population: 67,429
Population for whom poverty is determined: 66,562
Population 25 and over for whom poverty is determined: 44,216
Population 65 and over for whom poverty is determined: 7,962



City of Mount Vernon Poverty Profile

Individuals in Poverty.....15.1% (10,041)
Children (under 18) in Poverty.....21.6% (3,435)
Adults 25+ in Poverty.....11.9% (5,242)
Senior Citizens (age 65+) in Poverty....15.0% (1,192)

Race & Poverty

Whites Living in Poverty12.2% (2,150)
African Americans Living in Poverty16.9% (6,932)
Hispanics/Latinos Living in Poverty18.8% (1,792)

Education & Poverty

Adults, 25+, with High School Degree Only32.7% (14,444)
 Living in Poverty.....12.8% (1,848)
Adults, 25+, with Associate's Degree27.3% (12,082)
 Living in Poverty.....8.6% (1,037)
Adults, 25+, with at least Bachelor's Degree25.0% (11,033)
 Living in Poverty4.8% (525)

Employment & Poverty

Unemployment Rate 9.2%
Median Income\$48,913
Median Income with High School Degree.....\$32,370
Living Wage for 1 Adult, 1 Child Household ..\$55,416

Health & Poverty

Employed, No Health Insurance.15.1%
Unemployed,
 No Health Insurance34.8%
Children Eligible for Free/Reduced
 Lunch Program.....75.1%

Gender & Poverty

Median Male Income
 High School Diploma Only.....\$38,002
Median Female Income
 High School Diploma Only\$26,687

**Westchester Community
Opportunity Program, Inc.**

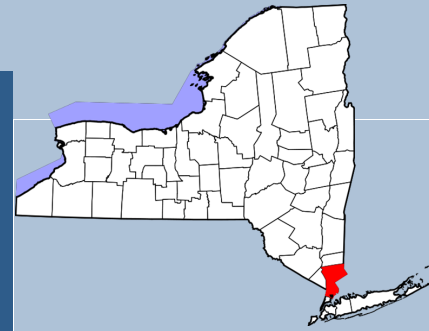
2269 Saw Mill River Road
Elmsford, NY 10523
(914) 592-5600
<http://www.westcop.org>

**Yonkers Community
Action Program, Inc.**

164 Asburton Ave.
Yonkers, NY 10701
(914) 423-5905
<http://www.yonkerscap.org/>

New York State Community Action Association

NYS POVERTY RATE: 15.1%
WESTCHESTER COUNTY POVERTY RATE: 9.3%
CITY POVERTY RATE: 13.6%
City Population: 77,089
Population for whom poverty is determined: 74,618
Population 25 and over for whom poverty is determined: 49,438
Population 65 and over for whom poverty is determined: 10,509



City of New Rochelle Poverty Profile

Individuals in Poverty.....13.6% (10,143)
Children (under 18) in Poverty.....19.8% (3,574)
Adults 25+ in Poverty9.4% (4,655)
Senior Citizens (age 65+) in Poverty.....8.1% (854)

Race & Poverty

Whites Living in Poverty11.4% (5,793)
African Americans Living in Poverty15.3% (2,071)
Hispanics/Latinos Living in Poverty22.1% (4,337)

Education & Poverty

Adults, 25+, with High School Degree Only24.2% (11,988)
 Living in Poverty.....10.2% (1,219)
Adults, 25+, with Associate's Degree18.9% (9,333)
 Living in Poverty.....10.1% (941)
Adults, 25+, with at least Bachelor's Degree40.0% (19,770)
 Living in Poverty2.5% (491)

Employment & Poverty

Unemployment Rate7.5%
Median Income\$62,770
Median Income with High School Degree.....\$28,865
Living Wage for 1 Adult, 1 Child Household ..\$55,416

Health & Poverty

Employed, No Health Insurance.20.9%
Unemployed,
 No Health Insurance31.4%
Children Eligible for Free/Reduced
 Lunch Program.....47.6%

Gender & Poverty

Median Male Income
 High School Diploma Only.....\$32,054
Median Female Income
 High School Diploma Only\$24,479

Westchester Community Opportunity Program, Inc.

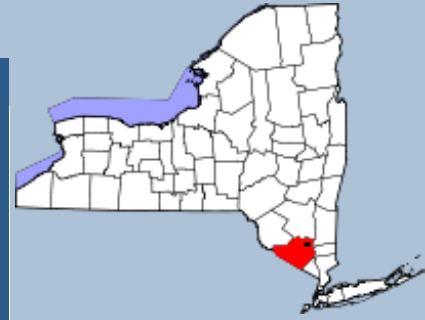
2269 Saw Mill River Road
Elmsford, NY 10523
(914) 592-5600
<http://www.westcop.org>

Yonkers Community Action Program, Inc.

164 Asburton Ave.
Yonkers, NY 10701
(914) 423-5905
<http://www.yonkerscap.org/>

New York State Community Action Association

NYS POVERTY RATE: 15.1%
ORANGE COUNTY POVERTY RATE: 12.0%
CITY POVERTY RATE: 30.9%
City Population: 28,971
Population for whom poverty is determined: 27,907
Population 25 and over for whom poverty is determined: 15,442
Population 65 and over for whom poverty is determined: 2,538



City of Newburgh Poverty Profile

Individuals in Poverty.....30.9% (8,627)
Children (under 18) in Poverty.....40.0% (3,618)
Adults 25+ in Poverty25.5% (3,930)
Senior Citizens (age 65+) in Poverty.....28.2% (716)

Race & Poverty

Whites Living in Poverty18.7% (1,943)
African Americans Living in Poverty36.8% (3,813)
Hispanics/Latinos Living in Poverty29.3% (3,893)

Education & Poverty

Adults, 25+, with High School Degree Only31.3% (4,835)
 Living in Poverty.....21.4% (1,037)
Adults, 25+, with Associate’s Degree21.8% (3,374)
 Living in Poverty.....25.2% (851)
Adults, 25+, with at least Bachelor’s Degree14.0% (2,165)
 Living in Poverty8.8% (191)

Employment & Poverty

Unemployment Rate10.0%
Median Income\$35,455
Median Income with High School Degree.....\$30,821
Living Wage for 1 Adult, 1 Child Household ..\$47,779

Health & Poverty

Employed, No Health Insurance.35.3%
Unemployed,
 No Health Insurance34.1%
Children Eligible for Free/Reduced
 Lunch Program.....68.4%

Gender & Poverty

Median Male Income
 High School Diploma Only.....\$35,045
Median Female Income
 High School Diploma Only\$26,398

RECAP, Inc.

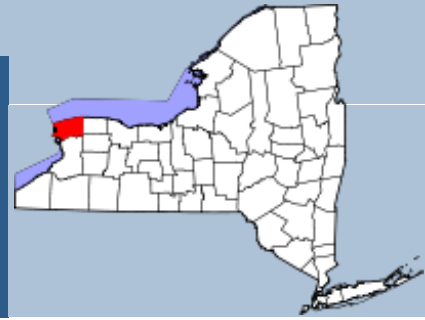
40 Smith Street PO Box 886
Middletown, NY 10940
(845) 342-3978
<http://www.recap.org>

Newburgh Community Action Committee, Inc.

123 Grand St., 3rd FL
Newburgh, NY 12550
(845) 562-0101
<http://newburghcac.org/>

New York State Community Action Association

NYS POVERTY RATE: 15.1%
NIAGARA COUNTY POVERTY RATE: 13.5%
CITY POVERTY RATE: 23.3%
City Population: 50,247
Population for whom poverty is determined: 49,820
Population 25 and over for whom poverty is determined: 34,057
Population 65 and over for whom poverty is determined: 7,313



City of Niagara Falls Poverty Profile

Individuals in Poverty.....23.3% (11,613)
Children (under 18) in Poverty.....33.6% (3,331)
Adults 25+ in Poverty18.3% (6,240)
Senior Citizens (age 65+) in Poverty....14.0% (1,026)

Race & Poverty

Whites Living in Poverty18.4% (6,785)
African Americans Living in Poverty35.6% (3,868)
Hispanics/Latinos Living in Poverty(Not Available)

Education & Poverty

Adults, 25+, with High School Degree Only40.5% (13,804)
 Living in Poverty.....18.5% (2,557)
Adults, 25+, with Associate’s Degree31.8% (10,819)
 Living in Poverty.....15.8% (1,704)
Adults, 25+, with at least Bachelor’s Degree13.5% (4,591)
 Living in Poverty8.1% (371)

Employment & Poverty

Unemployment Rate10.9%
Median Income\$32,099
Median Income with High School Degree.....\$25,034
Living Wage for 1 Adult, 1 Child Household ..\$41,583

Health & Poverty

Employed, No Health Insurance.13.0%
Unemployed,
 No Health Insurance23.4%
Children Eligible for Free/Reduced
 Lunch Program.....67.5%

Gender & Poverty

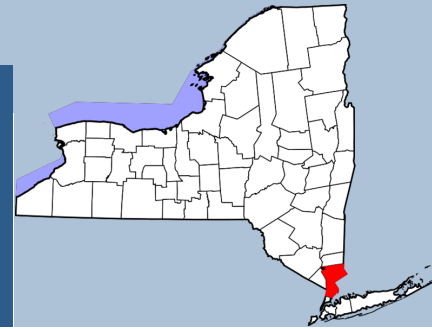
Median Male Income
 High School Diploma Only.....\$30,469
Median Female Income
 High School Diploma Only\$21,911

Niagara Community Action Program, Inc.

1521 Main Street
Niagara Falls, NY 14305
(716) 285-9681
www.niagaracap.org

New York State Community Action Association

NYS POVERTY RATE: 15.1%
WESTCHESTER COUNTY POVERTY RATE: 9.3%
CITY POVERTY RATE: 13.9%
City Population: 23,593
Population for whom poverty is determined: 23,379
Population 25 and over for whom poverty is determined: 16,460
Population 65 and over for whom poverty is determined: 2,512



City of Peekskill Poverty Profile

Individuals in Poverty.....13.9% (3,259)
Children (under 18) in Poverty.....21.0% (1,028)
Adults 25+ in Poverty12.4% (2,047)
Senior Citizens (age 65+) in Poverty.....14.8% (373)

Race & Poverty

Whites Living in Poverty6.4% (706)
African Americans Living in Poverty17.7% (1,001)
Hispanics/Latinos Living in Poverty27.7% (1,274)

Education & Poverty

Adults, 25+, with High School Degree Only26.6% (4,373)
 Living in Poverty.....15.6% (682)
Adults, 25+, with Associate’s Degree25.9% (4,258)
 Living in Poverty.....13.6% (577)
Adults, 25+, with at least Bachelor’s Degree27.1% (4,466)
 Living in Poverty2.1% (92)

Employment & Poverty

Unemployment Rate (Put/Rock/Westchester MSA)..... 6.6%
Median Income\$56,801
Median Income with High School Degree.....\$24,346
Living Wage for 1 Adult, 1 Child Household ..,\$55,416

Health & Poverty

Employed, No Health Insurance.24.7%
Unemployed,
 No Health Insurance39.8%
Children Eligible for Free/Reduced
 Lunch Program.....73.7%

Gender & Poverty

Median Male Income
 High School Diploma Only.....\$25,013
Median Female Income
 High School Diploma Only\$23,528

**Westchester Community
Opportunity Program, Inc.**

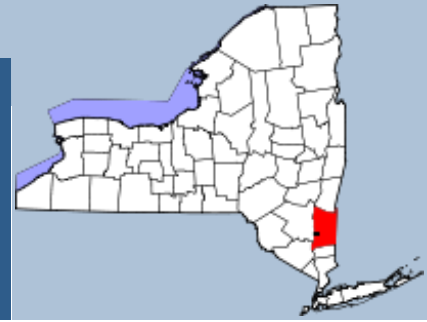
2269 Saw Mill River Road
Elmsford, NY 10523
(914) 592-5600
<http://www.westcop.org>

**Yonkers Community
Action Program, Inc.**

164 Asburton Ave.
Yonkers, NY 10701
(914) 423-5905
<http://www.yonkerscap.org/>

New York State Community Action Association

NYS POVERTY RATE: 15.1%
DUTCHESS COUNTY POVERTY RATE: 9.1%
CITY POVERTY RATE: 25.1%
City Population: 32,712
Population for whom poverty is determined: 31,430
Population 25 and over for whom poverty is determined: 20,685
Population 65 and over for whom poverty is determined: 3,880



City of Poughkeepsie Poverty Profile

Individuals in Poverty.....25.1% (7,895)
Children (under 18) in Poverty.....37.0% (2,821)
Adults 25+ in Poverty18.5% (3,831)
Senior Citizens (age 65+) in Poverty.....13.1% (507)

Race & Poverty

Whites Living in Poverty16.5% (2,481)
African Americans Living in Poverty32.4% (3,577)
Hispanics/Latinos Living in Poverty37.3% (2,292)

Education & Poverty

Adults, 25+, with High School Degree Only26.0% (5,380)
 Living in Poverty.....22.5% (1,209)
Adults, 25+, with Associate’s Degree30.0% (6,197)
 Living in Poverty.....15.3% (947)
Adults, 25+, with at least Bachelor’s Degree22.2% (4,586)
 Living in Poverty5.5% (251)

Employment & Poverty

Unemployment Rate8.2%
Median Income\$40,693
Median Income with High School Degree.....\$21,977
Living Wage for 1 Adult, 1 Child Household ..\$47,779

Health & Poverty

Employed, No Health Insurance.22.4%
Unemployed,
 No Health Insurance35.2%
Children Eligible for Free/Reduced
 Lunch Program.....86.5%

Gender & Poverty

Median Male Income
 High School Diploma Only.....\$24,016
Median Female Income
 High School Diploma Only\$20,316

Dutchess County Community Action Agency, Inc.

77 Cannon Street
Poughkeepsie, NY 12601
(845) 452-5104
<http://www.dutchesscap.org>

New York State Community Action Association

NYS POVERTY RATE: 15.1%
MONROE COUNTY POVERTY RATE: 15.2%
CITY POVERTY RATE: 33.0
City Population: 210,891
Population for whom poverty is determined: 201,272
Population 25 and over for whom poverty is determined: 125,093
Population 65 and over for whom poverty is determined: 17,295



City of Rochester Poverty Profile

Individuals in Poverty.....33.0% (66,514)
Children (under 18) in Poverty.....50.4% (25,505)
Adults 25+ in Poverty24.3% (30,437)
Senior Citizens (age 65+) in Poverty.....18.0% (3,111)

Race & Poverty

Whites Living in Poverty23.0% (20,422)
African Americans Living in Poverty40.2% (34,000)
Hispanics/Latinos Living in Poverty10.0% (3,161)

Education & Poverty

Adults, 25+, with High School Degree Only27.3% (34,155)
 Living in Poverty.....24.9% (8,499)
Adults, 25+, with Associate’s Degree26.7% (33,445)
 Living in Poverty.....22.5% (7,526)
Adults, 25+, with at least Bachelor’s Degree25.2% (31,512)
 Living in Poverty10.0% (3,161)

Employment & Poverty

Unemployment Rate9.8%
Median Income\$29,829
Median Income with High School Degree.....\$22,961
Living Wage for 1 Adult, 1 Child Household ..\$42,745

Health & Poverty

Employed, No Health Insurance.15.9%
Unemployed,
 No Health Insurance31.7%
Children Eligible for Free/Reduced
 lunch Program.....86.3%

Gender & Poverty

Median Male Income
 High School Diploma Only.....\$24,782
Median Female Income
 High School Diploma Only\$21,344

Action For A Better Community, Inc.

550 East Main Street
Rochester, NY 14604
(585) 325-5116
<http://www.abcinfo.org>

New York State Community Action Association

NYS POVERTY RATE: 15.1%
ONEIDA COUNTY POVERTY RATE: 15.4%
CITY POVERTY RATE: 15.9
City Population: 33,736
Population for whom poverty is determined: 30,481
Population 25 and over for whom poverty is determined: 21,027
Population 65 and over for whom poverty is determined: 5,031



City of Rome City Poverty Profile

Individuals in Poverty.....15.9% (4,854)
Children (under 18) in Poverty.....23.7% (1,569)
Adults 25+ in Poverty12.5% (2,634)
Senior Citizens (age 65+) in Poverty.....7.7% (389)

Race & Poverty

Whites Living in Poverty14.1% (3,848)
African Americans Living in Poverty(Not Available)
Hispanics/Latinos Living in Poverty25.2% (274)

Education & Poverty

Adults, 25+, with High School Degree Only36.1% (7,599)
 Living in Poverty.....13.4% (1,017)
Adults, 25+, with Associate’s Degree31.7% (6,669)
 Living in Poverty.....10.2% (678)
Adults, 25+, with at least Bachelor’s Degree18.6% (3,920)
 Living in Poverty2.3% (91)

Employment & Poverty

Unemployment Rate8.2%
Median Income\$43,613
Median Income with High School Degree.....\$24,204
Living Wage for 1 Adult, 1 Child Household ..\$41,924

Health & Poverty

Employed, No Health Insurance...9.0%
Unemployed,
 No Health Insurance15.0%
Children Eligible for Free/Reduced
 Lunch Program.....52.2%

Gender & Poverty

Median Male Income
 High School Diploma Only.....\$29,891
Median Female Income
 High School Diploma Only\$19,810

Mohawk Valley Community Action Agency, Inc.

9882 River Road
Utica, NY 13502
(315) 624-9930
<http://www.mvcaa.com>

New York State Community Action Association

NYS POVERTY RATE: 15.1%
SARATOGA COUNTY POVERTY RATE: 6.3%
CITY POVERTY RATE: 6.9%
City Population: 26,665
Population for whom poverty is determined: 24,788
Population 25 and over for whom poverty is determined: 18,463
Population 65 and over for whom poverty is determined: 4,187



City of Saratoga Springs Poverty Profile

Individuals in Poverty.....6.9% (1,705)
Children (under 18) in Poverty.....2.5% (119)
Adults 25+ in Poverty6.2% (1,153)
Senior Citizens (age 65+) in Poverty....6.3% (264)

Race & Poverty

Whites Living in Poverty6.8% (1,551)
African Americans Living in Poverty(Not Available)
Hispanics/Latinos Living in Poverty(Not Available)

Education & Poverty

Adults, 25+, with High School Degree Only20.0% (3,695)
 Living in Poverty.....8.0% (294)
Adults, 25+, with Associate’s Degree25.2% (4,649)
 Living in Poverty.....6.8% (318)
Adults, 25+, with at least Bachelor’s Degree50.2% (9,265)
 Living in Poverty4.1% (379)

Employment & Poverty

Unemployment Rate.....6.7%
Median Income\$63,138
Median Income with High School Degree.....\$26,509
Living Wage for 1 Adult, 1 Child Household ..\$43,845

Health & Poverty

Employed, No Health Insurance.10.5%
Unemployed,
 No Health Insurance15.3%
Children Eligible for Free/Reduced
 Lunch Program.....19.0%

Gender & Poverty

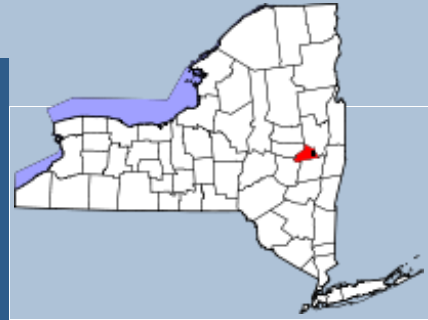
Median Male Income
 High School Diploma Only.....\$35,700
Median Female Income
 High School Diploma Only\$16,768

Saratoga County EOC, Inc.

40 New Street
PO Box 5120
Saratoga Springs, NY 12866
(518) 587-3158
<http://www.saratogaec.org>

New York State Community Action Association

NYS POVERTY RATE: 15.1%
SCHENECTADY COUNTY POVERTY RATE: 12.5%
CITY POVERTY RATE: 23.4%
City Population: 66,096
Population for whom poverty is determined: 62,559
Population 25 and over for whom poverty is determined: 40,844
Population 65 and over for whom poverty is determined: 7,514



City of Schenectady Poverty Profile

Individuals in Poverty.....23.4% (14,640)
Children (under 18) in Poverty.....39.3% (6,227)
Adults 25+ in Poverty16.8% (6,855)
Senior Citizens (age 65+) in Poverty.....8.6% (648)

Race & Poverty

Whites Living in Poverty17.6% (6,986)
African Americans Living in Poverty34.5% (4,665)
Hispanics/Latinos Living in Poverty46.4% (3,047)

Education & Poverty

Adults, 25+, with High School Degree Only35.8% (14,627)
 Living in Poverty.....18.2% (2,666)
Adults, 25+, with Associate’s Degree30.1% (12,300)
 Living in Poverty.....13.7% (1,682)
Adults, 25+, with at least Bachelor’s Degree18.7% (7,621)
 Living in Poverty6.7% (507)

Employment & Poverty

Unemployment Rate 8.7%
Median Income\$37,493
Median Income with High School Degree.....\$25,266
Living Wage for 1 Adult, 1 Child Household ..\$43,845

Health & Poverty

Employed, No Health Insurance.18.9%
Unemployed,
 No Health Insurance42.0%
Children Eligible for Free/Reduced
 Lunch Program.....80.1%

Gender & Poverty

Median Male Income
 High School Diploma Only.....\$30,035
Median Female Income
 High School Diploma Only\$21,556

**Schenectady Community
Action Program, Inc.**

913 Albany Street
Schenectady, NY 12307
(518) 374-9181
<http://www.scapny.org>

New York State Community Action Association

NYS POVERTY RATE: 15.1%
ONONDAGA COUNTY POVERTY RATE: 14.7%
CITY POVERTY RATE: 34.3%
City Population: 145,135
Population for whom poverty is determined: 132,142
Population 25 and over for whom poverty is determined: 80,446
Population 65 and over for whom poverty is determined: 13,258



City of Syracuse Poverty Profile

Individuals in Poverty.....34.3% (45,329)
Children (under 18) in Poverty.....49.0% (15,908)
Adults 25+ in Poverty23.4% (18,798)
Senior Citizens (age 65+) in Poverty....17.4% (2,312)

Race & Poverty

Whites Living in Poverty26.1% (19,370)
African Americans Living in Poverty43.6% (17,769)
Hispanics/Latinos Living in Poverty59.3% (7,040)

Education & Poverty

Adults, 25+, with High School Degree Only27.1% (21,781)
 Living in Poverty.....25.4% (5,534)
Adults, 25+, with Associate’s Degree27.0% (21,708)
 Living in Poverty.....18.1% (3,926)
Adults, 25+, with at least Bachelor’s Degree26.4% (21,199)
 Living in Poverty11.2% (2,384)

Employment & Poverty

Unemployment Rate8.9%
Median Income\$30,390
Median Income with High School Degree.....\$22,657
Living Wage for 1 Adult, 1 Child Household ..\$42,063

Health & Poverty

Employed, No Health Insurance.15.8%
Unemployed,
 No Health Insurance45.6%
Children Eligible for Free/Reduced
 Lunch Program.....82.9%

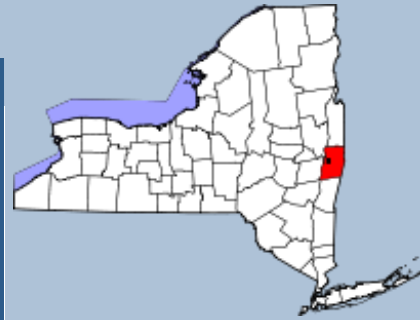
Gender & Poverty

Median Male Income
 High School Diploma Only.....\$24,158
Median Female Income
 High School Diploma Only\$20,804

PEACE, Inc.
217 S Salina Street, 2nd Floor
Syracuse, NY 13202
(315) 470-3300
<http://www.peace-caa.org>

New York State Community Action Association

NYS POVERTY RATE: 15.1%
RENSSELAER COUNTY POVERTY RATE: 12.6%
CITY POVERTY RATE: 28.0%
City Population: 50,136
Population for whom poverty is determined: 45,627
Population 25 and over for whom poverty is determined: 28,229
Population 65 and over for whom poverty is determined: 5,197



City of Troy Poverty Profile

Individuals in Poverty.....28.0% (12,793)
Children (under 18) in Poverty.....47.8% (4,917)
Adults 25+ in Poverty17.2% (4,849)
Senior Citizens (age 65+) in Poverty.....11.2% (581)

Race & Poverty

Whites Living in Poverty24.2% (8,348)
African Americans Living in Poverty47.3% (3,381)
Hispanics/Latinos Living in Poverty53.0% (1,998)

Education & Poverty

Adults, 25+, with High School Degree Only30.0% (8,459)
 Living in Poverty.....18.0% (1,521)
Adults, 25+, with Associate’s Degree29.6% (8,354)
 Living in Poverty.....13.5% (1,126)
Adults, 25+, with at least Bachelor’s Degree24.0% (6,786)
 Living in Poverty7.4% (504)

Employment & Poverty

Unemployment Rate 8.6%
Median Income\$37,041
Median Income with High School Degree.....\$26,599
Living Wage for 1 Adult, 1 Child Household ..\$43,845

Health & Poverty

Employed, No Health Insurance.12.1%
Unemployed,
 No Health Insurance29.3%
Children Eligible for Free/Reduced
 Lunch Program.....62.4%

Gender & Poverty

Median Male Income
 High School Diploma Only.....\$29,449
Median Female Income
 High School Diploma Only ...\$22,574

**Commission On Economic
Opportunity For The Capital
District Region, Inc.**

2331 Fifth Avenue
Troy, NY 12180-2221
(518) 272-6012
<http://www.ceo-cap.org>

New York State Community Action Association

NYS POVERTY RATE: 15.1%
ONEIDA COUNTY POVERTY RATE: 15.4%
CITY POVERTY RATE: 28.2%
City Population: 62,117
Population for whom poverty is determined: 59,452
Population 25 and over for whom poverty is determined: 37,859
Population 65 and over for whom poverty is determined: 8,794



City of Utica Poverty Profile

Individuals in Poverty.....28.2% (16,771)
Children (under 18) in Poverty.....44.2% (6,899)
Adults 25+ in Poverty21.2% (8,028)
Senior Citizens (age 65+) in Poverty... 15.2% (1,335)

Race & Poverty

Whites Living in Poverty19.3% (8,057)
African Americans Living in Poverty46.5% (3,770)
Hispanics/Latinos Living in Poverty59.1% (3,355)

Education & Poverty

Adults, 25+, with High School Degree Only31.5% (11,926)
 Living in Poverty.....26.1% (3,113)
Adults, 25+, with Associate’s Degree32.2% (12,190)
 Living in Poverty.....11.4% (1,390)
Adults, 25+, with at least Bachelor’s Degree15.3% (5,792)
 Living in Poverty8.3% (481)

Employment & Poverty

Unemployment Rate8.9%
Median Income\$31,096
Median Income with High School Degree.....\$21,356
Living Wage for 1 Adult, 1 Child Household ..\$41,924

Health & Poverty

Employed, No Health Insurance...9.8%
Unemployed,
 No Health Insurance26.0%
Children Eligible for Free/Reduced
 Lunch Program.....76.6%

Gender & Poverty

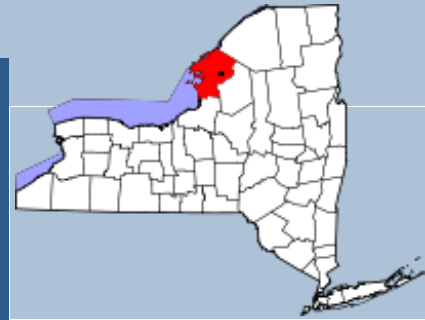
Median Male Income
 High School Diploma Only.....\$24,731
Median Female Income
 High School Diploma Only\$19,132

Mohawk Valley Community Action Agency, Inc.

9882 River Road
Utica, NY 13502
(315) 624-9930
<http://www.mvcaa.com>

New York State Community Action Association

NYS POVERTY RATE: 15.1%
JEFFERSON COUNTY POVERTY RATE: 15.8%
CITY POVERTY RATE: 19.4%
City Population: 27,100
Population for whom poverty is determined: 26,391
Population 25 and over for whom poverty is determined: 16,415
Population 65 and over for whom poverty is determined: 2,825



City of Watertown Poverty Profile

Individuals in Poverty.....19.4% (5,120)
Children (under 18) in Poverty.....24.5% (1,643)
Adults 25+ in Poverty15.5% (2,538)
Senior Citizens (age 65+) in Poverty.....9.5% (268)

Race & Poverty

Whites Living in Poverty18.2% (4,082)
African Americans Living in Poverty(Not Available)
Hispanics/Latinos Living in Poverty27.8% (362)

Education & Poverty

Adults, 25+, with High School Degree Only30.5% (5,007)
 Living in Poverty.....20.4% (1,023)
Adults, 25+, with Associate’s Degree31.2% (5,125)
 Living in Poverty.....15.7% (807)
Adults, 25+, with at least Bachelor’s Degree25.5% (4,179)
 Living in Poverty4.9% (205)

Employment & Poverty

Unemployment Rate.....8.0%
Median Income\$36,513
Median Income with High School Degree.....\$23,456
Living Wage for 1 Adult, 1 Child Household ..\$42,435

Health & Poverty

Employed, No Health Insurance.13.3%
Unemployed,
 No Health Insurance26.3%
Children Eligible for Free/Reduced
 Lunch Program.....50.5%

Gender & Poverty

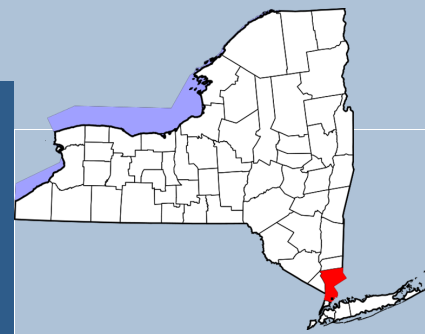
Median Male Income
 High School Diploma Only.....\$29,486
Median Female Income
 High School Diploma Only\$19,002

CAPC Of Jefferson County, Inc.

518 Davidson Street
Watertown, NY 13601
(315) 782-4900
<http://www.capcjc.org>

New York State Community Action Association

NYS POVERTY RATE: 15.1%
 WESTCHESTER COUNTY POVERTY RATE: 9.3%
 CITY POVERTY RATE: 8.3%
 City Population: 56,682
 Population for whom poverty is determined: 55,795
 Population 25 and over for whom poverty is determined: 40,563
 Population 65 and over for whom poverty is determined: 9,162



City of White Plains Poverty Profile

Individuals in Poverty.....8.3% (4,654)
 Children (under 18) in Poverty.....11.8% (1,327)
 Adults 25+ in Poverty6.9% (2,794)
 Senior Citizens (age 65+) in Poverty.....6.6% (608)

Race & Poverty

Whites Living in Poverty6.1% (2,212)
 African Americans Living in Poverty14.0% (856)
 Hispanics/Latinos Living in Poverty14.6% (2,516)

Education & Poverty

Adults, 25+, with High School Degree Only23.6% (9,562)
 Living in Poverty.....9.8% (937)
 Adults, 25+, with Associate’s Degree18.4% (7,464)
 Living in Poverty.....7.8% (579)
 Adults, 25+, with at least Bachelor’s Degree45.3% (18,359)
 Living in Poverty2.7% (498)

Employment & Poverty

Unemployment Rate6.1%
 Median Income\$75,104
 Median Income with High School Degree.....\$24,441
 Living Wage for 1 Adult, 1 Child Household ..\$55,416

Health & Poverty

Employed, No Health Insurance.21.3%
 Unemployed,
 No Health Insurance36.7%
 Children Eligible for Free/Reduced
 Lunch Program.....49.9%

Gender & Poverty

Median Male Income
 High School Diploma Only.....\$26,358
 Median Female Income
 High School Diploma Only\$20,835

Westchester Community Opportunity Program, Inc.

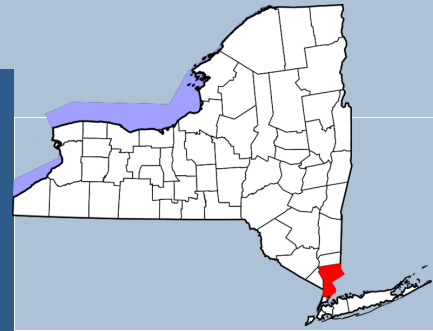
2269 Saw Mill River Road
 Elmsford, NY 10523
 (914) 592-5600
<http://www.westcop.org>

Yonkers Community Action Program, Inc.

164 Asburton Ave.
 Yonkers, NY 10701
 (914) 423-5905
<http://www.yonkerscap.org/>

New York State Community Action Association

NYS POVERTY RATE: 15.1%
WESTCHESTER COUNTY POVERTY RATE: 9.3%
CITY POVERTY RATE: 14.6%
City Population: 196,328
Population for whom poverty is determined: 194,141
Population 25 and over for whom poverty is determined: 133,458
Population 65 and over for whom poverty is determined: 27,903



City of Yonkers Poverty Profile

Individuals in Poverty.....14.6% (28,404)
Children (under 18) in Poverty.....22.9% (10,045)
Adults 25+ in Poverty11.3% (15,117)
Senior Citizens (age 65+) in Poverty.....9.0% (2,500)

Race & Poverty

Whites Living in Poverty10.3% (10,940)
African Americans Living in Poverty18.2% (6,341)
Hispanics/Latinos Living in Poverty24.1% (16,193)

Education & Poverty

Adults, 25+, with High School Degree Only29.4% (39,298)
 Living in Poverty.....13.4% (5,265)
Adults, 25+, with Associate's Degree22.8% (30,413)
 Living in Poverty.....8.9% (2,704)
Adults, 25+, with at least Bachelor's Degree29.5% (39,329)
 Living in Poverty3.8% (1,482)

Employment & Poverty

Unemployment Rate8.3%
Median Income\$56,457
Median Income with High School Degree.....\$31,582
Living Wage for 1 Adult, 1 Child Household ..\$55,416

Health & Poverty

Employed, No Health Insurance.18.2%
Unemployed,
 No Health Insurance32.6%
Children Eligible for Free/Reduced
 Lunch Program.....62.2%

Gender & Poverty

Median Male Income
 High School Diploma Only.....\$36,137
Median Female Income
 High School Diploma Only\$27,012

**Westchester Community
Opportunity Program, Inc.**

2269 Saw Mill River Road
Elmsford, NY 10523
(914) 592-5600
<http://www.westcop.org>

**Yonkers Community
Action Program, Inc.**

164 Asburton Ave.
Yonkers, NY 10701
(914) 423-5905
<http://www.yonkerscap.org/>

POVERTY STATUS IN THE PAST 12 MONTHS
S1701
2009-2011 American Community Survey 3-Year Estimates

STATE	Individuals Below Poverty Level	Ranking (Individuals)	Percentage Below Poverty Level	Ranking (Percentage)
Alabama	859,893	18	18.4%	8
Alaska	68,189	51	9.8%	50
Arizona	1,104,797	12	17.6%	14
Arkansas	538,029	31	19.0%	4
California	5,676,189	1	15.5%	21
Colorado	651,642	25	13.2%	33
Connecticut	350,440	36	10.1%	48
Delaware	102,356	48	11.7%	42
District of Columbia	108,037	46	18.9%	5
Florida	2,969,987	3	16.1%	18
Georgia	1,686,034	7	17.8%	11
Hawaii	147,400	42	11.1%	45
Idaho	235,881	39	15.3%	22
Illinois	1,749,315	6	14.0%	28
Indiana	955,418	14	15.2%	23
Iowa	364,270	35	12.4%	39
Kansas	375,695	34	13.6%	30
Kentucky	790,525	22	18.8%	6
Louisiana	824,906	20	18.7%	7
Maine	168,372	41	13.0%	35
Maryland	546,487	30	9.7%	51
Massachusetts	709,307	24	11.2%	44
Michigan	1,613,406	10	16.7%	17
Minnesota	601,199	28	11.6%	43

Supporting documentation on code lists, subject definitions, data accuracy, and statistical testing can be found on the American Community Survey website in the Data and Documentation section on website (<http://factfinder2.census.gov>).

Sample size and data quality measures (including coverage rates, allocation rates, and response rates) can be found on the American Community Survey website in the Methodology section on website (<http://factfinder2.census.gov>).

POVERTY STATUS IN THE PAST 12 MONTHS
S1701
2009-2011 American Community Survey 3-Year Estimates

STATE	Individuals Below Poverty Level	Ranking (Individuals)	Percentage Below Poverty Level	Ranking (Percentage)
Mississippi	State Rankings	26	22.2%	2
Missouri	881,478	15	15.2%	24
Montana	144,321	43	14.9%	26
Nebraska	224,416	40	12.7%	37
Nevada	385,122	33	14.5%	27
New Hampshire	107,800	47	8.4%	52
New Jersey	858,982	19	10.0%	49
New Mexico	407,406	32	20.2%	3
New York	2,845,024	4	15.1%	25
North Carolina	1,596,887	11	17.2%	15
North Dakota	80,691	49	12.4%	40
Ohio	1,777,415	5	15.8%	19
Oklahoma	612,305	27	16.8%	16
Oregon	594,816	29	15.8%	20
Pennsylvania	1,621,222	9	13.2%	34
Rhode Island	136,371	44	13.5%	31
South Carolina	816,485	21	18.2%	9
South Dakota	110,442	45	14.0%	29
Tennessee	1,097,580	13	17.7%	13
Texas	4,379,172	2	17.8%	12
Utah	345,730	37	12.7%	38
Vermont	70,871	50	11.8%	41
Virginia	861,951	17	11.1%	46
Washington	876,844	16	13.3%	32
West Virginia	322,674	38	17.9%	10
Wisconsin	716,249	23	12.9%	36
Wyoming	59,686	52	10.8%	47
Puerto Rico	1,666,600	8	45.2%	1



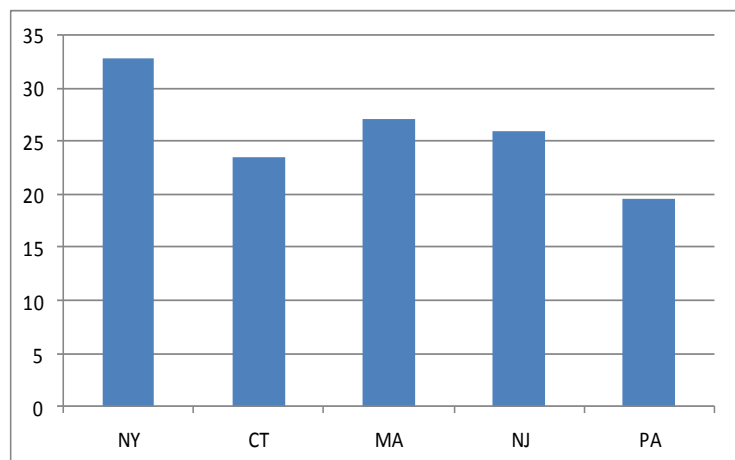
The *Assets & Opportunity Scorecard* is a comprehensive look at Americans' financial security today and their opportunities to create a more prosperous future. It assesses the 50 states and the District of Columbia on 102 outcome and policy measure, which describe how well residents are faring and what states can do to help to help them build and protect assets. These measures are grouped into five issue areas: Financial Assets & Income, Business and Jobs, Housing & Homeownership, Health Care and Education.

For a complete description of the *Scorecard* measures and sources, including how the grades and rankings were assigned, go to <http://scorecard.cfed.org>.

State Profile: New York

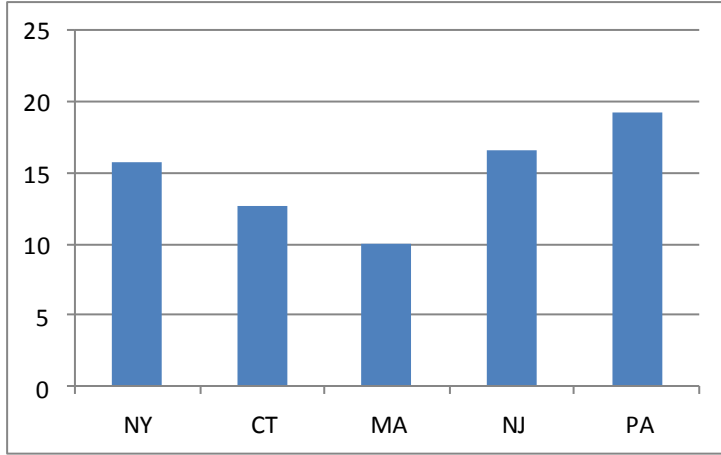
The recession's lingering effects have taken an enormous toll on New York families. Fully 15.0% of state residents live in poverty and far more are financially vulnerable. The 2013 Assets & Opportunity Scorecard found that 45.5% of New York Households are liquid asset poor, which means that they have less than three months of savings to fall back on in the event of a job loss, health crisis or other income-disrupting emergency. Additionally, 32.9% are asset poor, meaning that the assets that they do have - whether a savings account or durable assets such as a home, business or car - are overwhelmed by debt.

Asset Poverty Rate In New York and Neighboring States



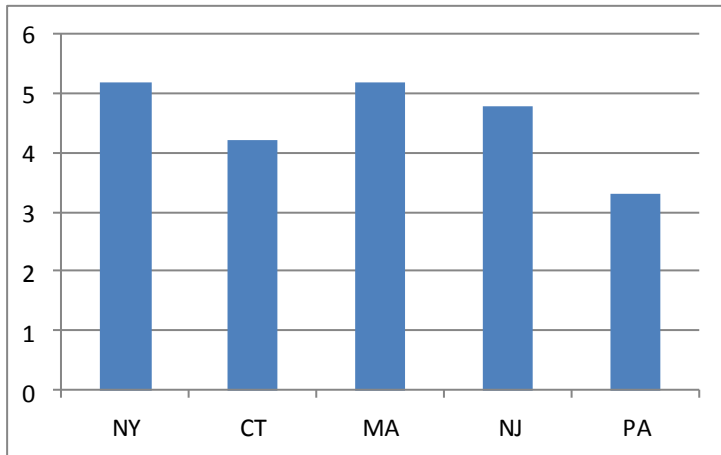
32.9% of New York households are asset poor. This is the percentage of households without sufficient net worth to subsist at the poverty level for three months in the absence of income. This measure expands the notion of poverty to include how much of a financial cushion a household has to weather a financial crises such as a job loss, medical emergency or the need to fix a car. The US average is slightly over 25%.

Low Wage Jobs In New York and Neighboring States




15.7% of jobs in New York are low wage jobs. This is the percentage of jobs in occupations with median annual pay below 100% of the poverty threshold for a family of four. Wage rates are one of the most important aspects of job quality, and jobs with low wages also tend to lack other important benefits, such as health insurance, paid sick leave and vacation. It is increasingly possible in the US to work full-time and still earn an income that does not pay enough to lift a family out of poverty.

Affordability of Homes In New York and Neighboring States



Median home prices in New York are 5.2 times greater than median household income. This number is simply the median housing value divided by the median family income. Whereas high housing values benefit those who already own their homes, a high ratio of housing values to wages typically makes it less likely that someone can afford to purchase a home and build wealth through home equity.

<http://scorecard.cfed.org>





NYS Poverty Profile Sources

Race & Poverty

All Data: US Census Bureau, Report S 1701, Poverty Status in Past 12 Months, 2009 - 2011 American Community Survey 3 Year Estimates.

Education & Poverty

All Data: S 1701, as referenced above.

Employment & Poverty

Unemployment Rate: NYS Department of Labor Statistics Released December 27, 2012 for November 2012. Upstate includes 52 counties not included in downstate; downstate includes these ten counties: Bronx, Kings, Nassau, New York, Putnam, Queens, Richmond, Rockland, Suffolk and Westchester. Census Bureau, American Fact Finder, Report S 1903, 2009 - 2011 American Community Survey 3 Year Estimates

Median Income: US Census Bureau, American Fact Finder, Report S 1903, Median Income in past 12 months in 2011 inflation adjusted dollars, 2009 –2011 American Community Survey 3 Year Estimates (Except Hamilton and Counties, which are based on S 1701 Five Year Estimates).

Median Income w/ High School Degree: US Census Bureau, American Fact Finder, Report S 1501, Educational Attainment, 2009 –2011 American Community Survey 3 Year Estimates (Except Hamilton and Counties, which are based on S 1701 Five Year Estimates).

Living Wage: Massachusetts Institute of Technology Living Wage Calculator (livingwage.mit.edu). The wage listed is the wage an individual would need to earn as the sole provider for a household consisting of themselves and one child based on the typical expenses in that county. This wage is a minimum estimate of the cost of living for a low wage family.

Hourly Wage: Out of Reach 2012, a report of the National Low Income Housing Coalition published in March 2013 (www.nlihc.org). The hourly rate listed is that which one person would need to earn working year round, 40 hours per week in order to afford a 2 bedroom apartment at the fair market rate (FMR) for that county, assuming 30% of income is spent on housing.

Health & Poverty

Infant Mortality Rate: NYS Department of Health, Community Health Indicator Reports - Maternal & Infant Health Indicators, February 2012, based on NYS Vital Statistics 2008 - 2010 (<http://www.health.ny.gov/statistics/chac/chds.htm>). The number listed indicates the number of infant deaths per 1,000 births, that occur within first year of life.

Low Birth Weight Rate: NYS Department of Health, Community Health Indicator Reports - Maternal & Infant Health Indicators, February 2012, based on NYS Vital Statistics 2008 - 2010 (<http://www.health.ny.gov/statistics/chac/chds.htm>). This is the percentage of infants born weighing less than 2,500 grams.

Children Eligible: Using the same data from the NYS Dept. of Education as referenced on page 101, Hunger Solutions NY provided the number of children who are eligible for free and reduced lunches.

Gender & Poverty

Median Income: US Census Bureau, American Fact Finder, Report S 1501, Educational Attainment, 2009 - 2011 American Community Survey 3 Year Estimates.



County and City Poverty Profile Sources

Individuals in Poverty: US Census Bureau, American Fact Finder, Report S 1701, Poverty Status in Past 12 Months, 2009—2011 American Community Survey 3 Year Estimates (*Except Hamilton and Counties, which are based on S 1701 Five Year Estimates*). The number tells you the percentage of individuals living below poverty and then the number of individuals estimated to be living below poverty level.

Children (under 18) in Poverty: S 1701 as referenced above. The number tells the percentage of children under 18 living below poverty level and then the estimated number of individual children living in poverty.

Adults 25+ in Poverty: S 1701 as referenced above. The number is the percentage of individuals who are age 25 or older who are living in poverty and the estimated number of individuals this includes

Senior Citizens (age 65+) in Poverty: S 1701 as referenced above. The number is the percentage of adults age 65 or older who live in poverty and the estimated number of individuals this includes.

Race & Poverty

Whites Living in Poverty: US Census Bureau, American Fact Finder, Report 1 1701, Poverty Status in Past 12 Months, 2009—2011 American Community Survey 3 Year Estimates (*Except Hamilton and Counties, which are based on S 1701 Five Year Estimates*). The number is the percentage of all white individuals who are living in poverty and the estimated number of individuals this indicates.

African Americans Living in Poverty: S 1701 as referenced above. The number is the percentage of African Americans who are living in poverty and the estimated number of individuals this indicates.

Hispanics/Latinos Living in Poverty: S 1701 as referenced above. The number is the percentage of all Hispanics/Latinos living in poverty and the estimated number of individuals this indicates.

Education & Poverty

All data in this section from US Census Bureau, American Fact Finder, Report S 1501, Educational Attainment 2009—2011 American Community Survey 3 Year Estimates (*Except Hamilton and Counties, which are based on Five Year Estimates*).

Employment & Poverty

Unemployment Rate: NYS Department of Labor Statistics (www.labor.ny.gov/stats/LSLAUS.shtm) Unemployment rate, by county, for November 2012. When specific city data was not available, US Census Bureau micropolitan statistical area (MSA) data was used, and noted.

Median Income: US Census Bureau, American Fact Finder, Report S 1903, Median Income in past 12 months in 2011 inflation adjusted dollars, 2009 –2011 American Community Survey 3 Year Estimates (*Except Hamilton and Counties, which are based on S 1701 Five Year Estimates*).

Median Income w/ High School Degree: US Census Bureau, American Fact Finder, Report S 1501, Educational Attainment, 2009 –2011 American Community Survey 3 Year Estimates (*Except Hamilton and Counties, which are based on S 1701 Five Year Estimates*).

Living Wage: Massachusetts Institute of Technology Living Wage Calculator (livingwage.mit.edu). The wage listed is the wage an individual would need to earn as the sole provider for a household consisting of themselves and one child based on the typical expenses in that county. This wage is a minimum estimate of the cost of living for a low wage family.

Hourly Wage: Out of Reach 2012, a report of the National Low Income Housing Coalition published in March 2012 (www.nlihc.org). The hourly rate listed is that which one person would need to earn working year round, 40 hours per week in order to afford a 2 bedroom apartment at the fair market rate (FMR) for that county, assuming 30% of income is spent on housing.

Health & Poverty

Infant Mortality Rate: NYS Department of Health, Community Health Indicator Reports - Maternal & Infant Health Indicators, February 2012, based on NYS Vital Statistics 2008 - 2010 (<http://www.health.ny.gov/statistics/chac/chds.htm>). The number listed indicates the number of infant deaths per 1,000 births, that occur within first year of life.

Low Birth Weight Rate: NYS Department of Health, Community Health Indicator Reports - Maternal & Infant Health Indicators, February 2012, based on NYS Vital Statistics 2008 - 2010 (<http://www.health.ny.gov/statistics/chac/chds.htm>). This is the percentage of infants born weighing less than 2,500 grams.

No Health Insurance, Employed: US Census Bureau, American Fact Finder, Report S 2701, Poverty Status in Past 12 Months, 2009—2011 American Community Survey 3 Year Estimates (*Except Hamilton and Counties, which are based on S 1701 Five Year Estimates*).

No Health Insurance, Unemployed: S 2701 as reference above.



Health & Poverty continued

Children Eligible for Free/Reduced Lunch Program: Students Qualified for Free/Reduced Price Meals by County report from Hunger Solutions New York (www.HungerSolutionsNY.org). This is the percentage of children who are eligible for free or reduced price school meals based on household income; not all eligible children access the benefit. The data is compiled only for schools offering a federal meal program, thus some charter and private schools are not included.

Gender & Poverty

Median Male Income, High School Diploma Only: US Census Bureau, American Fact Finder, Report S 1501, Educational Attainment, 2009 –2011 American Community Survey 3 Year Estimates (*Except Hamilton and Counties, which are based on S 1501 Five Year Estimates*).

Median Female Income, High School Diploma Only: S 1501 as referenced above

Families with Female Head & Children Living in Poverty: US Census Bureau, American Fact Finder, Report S 1702, Poverty Status in Past 12 Months of Families, 2009—2011 American Community Survey 3 Year Estimates (*Except Hamilton and Counties, which are based on S 1702 Year Estimates*). This number indicates of the total number of households in which there are children under the age of 18 and a female head of household with no husband present, what percentage lives in poverty.

Please note that the Federal Poverty Level for a family of four in 2012 is \$ 23,050; calculations used to arrive at this figure have not been updated since 1963, the year the measure was adopted by the government.

New York State's Community Action Agencies

ACCORD Corporation

84 Schuyler Street
Belmont, NY 14813
585-268-7605

<http://www.accordcorp.org>

Allegany County

Action for a Better Community, Inc.

550 East Main Street
Rochester, NY 14604
585-325-5116

<http://www.abcinfo.org>

Monroe and Ontario Counties

Adirondack Community Action Programs

7572 Court Street, Suite 2,
P.O. Box 848
Elizabethtown, NY 12932
518-873-3207

<http://www.acapinc.org>

Essex County

Albany Community Action Partnership

333 Sheridan Ave.
Albany, NY 12206
518-463-3175

<http://www.albanycap.org>

Albany County

CACHE, Inc.

63-65 South Main Street
Liberty, NY 12754-1808
845-292-5821

<http://www.sullivancountycache.org>

Sullivan County

CAPC of Jefferson County, Inc.

518 Davidson Street
Watertown, NY 13601
315-782-4900

<http://www.capcjc.org>

Jefferson County

Cattaraugus Community Action, Inc.

25 Jefferson Street
Salamanca, NY 14779
716-945-1041

<http://www.ccaction.org>

Cattaraugus County

**Cayuga/Seneca Community
Action Agency, Inc.**

65 State Street
Auburn, NY 13021
315-255-1703

<http://www.cscac.com>

Cayuga and Seneca Counties

CEO for the Greater Capital Region, Inc.

2331 Fifth Avenue
Troy, NY 12180
518-272-6012

<http://www.ceo-cap.org>

Rensselaer County

Chautauqua Opportunities, Inc.

17 W. Courtney Street
Dunkirk, NY 14048
716-366-3333

<http://www.chautauquaopportunities.com>

Chautauqua County

Columbia Opportunities, Inc.

540 Columbia Street
Hudson, NY 12534
518-828-4611

<http://columbiaopportunities.org>

Columbia County

Community Action of Greene County

7856 Route 9W
Catskill, NY 12414
518-943-9205

<http://www.cagcny.org>

Greene County

**Community Action of
Orleans and Genesee**

409 East State Street
Albion, NY 14411
585-589-5606

<http://www.ocacinc.org>

Genesee and Orleans Counties

**Community Action Organization
of Erie County, Inc.**

70 Harvard Place
Buffalo, NY 14209
716-881-5150

<http://www.caoec.org>

Erie County

**Community Action Partnership
for Madison County, Inc.**

3 East Main Street, PO Box 249
Morrisville, NY 13408
315-684-3144

<http://www.capmadco.org>

Madison County

**Cortland County Community
Action Program, Inc.**

32 North Main Street
Cortland, NY 13045
607-753-6781

<http://www.capco.org>

Cortland County

Delaware Opportunities Inc.

35430 State Highway 10
Hamden, NY 13782
607-746-1600

<http://www.delawareopportunities.org>

Delaware County

**Dutchess County Community
Action Partnership, Inc.**

77 Cannon Street
Poughkeepsie, NY 12601
845-452-5104

<http://www.dutchesscap.org>

Dutchess County

**Economic Opportunity
Program, Inc.**

650 Baldwin Street
Elmira, NY 14901
607-734-6174

<http://www.cseop.org>

Chemung and Schuyler Counties

EOC of Nassau County, Inc.

134 Jackson Street
Hempstead, NY 11550
516-292-9710

<http://www.eoc-nassau.org>

Nassau County

EOC of Suffolk County, Inc.

31 West Main Street, Suite 300
Patchogue, NY 11772
631-289-2124

<http://www.eoc-suffolk.com>

Suffolk County

Fulmont Community Action Agency, Inc.

Park St. County Annex Bldg.
Fonda, NY 12068
518-853-3011

<http://www.fulmont.org>

Fulton and Montgomery Counties

JCEO of Clinton and Franklin Counties, Inc.

54 Margaret Street
Plattsburgh, NY 12901
518-561-6310

<http://www.jceo.org>

Clinton and Franklin Counties

Lewis County Opportunities, Inc.

8265 State Route 812
Lowville, NY 13367
315-376-8202

<http://www.lewiscountyopportunities.com>

Lewis County

Livingston County Planning Department

6 Court Street, Room 305
Geneseo, NY 14454-1043
585-243-7550

<http://co.livingston.state.ny.us/planning.htm>

Livingston County

New York State's Community Action Agencies

Mohawk Valley Community Action Agency, Inc.

9882 River Road
Utica, NY 13403
315-624-9930

<http://www.mvcaa.com>

Herkimer and Oneida Counties

New York City Department of Youth and Community Development

156 William St., 6th Floor
New York, NY 10038
800-246-4646

<http://www.nyc.gov/html/dycd>

**Bronx, Kings (Brooklyn),
New York (Manhattan), Queens, and
Richmond (Staten Island) Counties**

Newburgh Community Action Committee, Inc.

48 Grand St.
Newburgh, NY 12550
845-562-0100

<http://www.newburghcac.org>

Orange County

Niagara Community Action Program, Inc.

1521 Main Street
Niagara Falls, NY 14305
716-285-9681

<http://www.niagaracap.org>

Niagara County

Opportunities for Broome, Inc.

5 W. State Street
Binghamton, NY 13901
607-723-6493

<http://www.ofbonline.org>

Broome County

Opportunities for Chenango, Inc.

44 West Main Street
PO Box 470
Norwich, NY 13815
607-334-7114

<http://www.ofcinc.org>

Chenango County

Opportunities for Otsego, Inc.

3 West Broadway
Oneonta, NY 13820
607-433-8000 • 800-986-5463

<http://www.ofoinc.org>

Otsego County

Oswego County Opportunities, Inc.

239 Oneida Street
Fulton, NY 13069
315-598-4717

<http://www.oco.org>

Oswego County

Pathstone, Inc.

400 East Avenue
Rochester, NY 14607
315-470-3300

<http://www.pathstone.org>

Multi-State Agency

P.E.A.C.E., Inc.

217 S Salina Street, 2nd Floor
Syracuse, NY 13402
315-470-3300

<http://www.peace-caa.org>

Onondaga County

Pro Action of Steuben and Yates, Inc.

117 E Steuben Street
Bath, NY 14810

607-776-2125 • 800-553-2033

<http://www.proactioninc.org>

Steuben and Yates Counties

Regional Economic CAP, Inc.

40 Smith Street, PO Box 886
Middletown, NY 10940
845-342-3978

<http://www.recap.org>

Orange County

Saratoga County EOC, Inc.

40 New Street, PO Box 5120
Saratoga Springs, NY 12866
518-587-3158

<http://www.saratogaecoc.org>

Saratoga County

Schenectady Community Action Program, Inc.

913 Albany Street
Schenectady, NY 12307
518-374-9181

<http://www.scapny.org>

Schenectady County

Schoharie County Community Action Program, Inc.

795 East Main St., Suite 5
Cobleskill, NY 12043
518-234-2568 • 866-849-2402

<http://www.sccapinc.org>

Schoharie County

St. Lawrence County Community Development Program, Inc.

One Commerce Lane
Canton, NY 13617
315-386-1102

<http://www.slccdpc.org>

St. Lawrence County

Tioga Opportunities, Inc.

9 Sheldon Guile Blvd.
Owego, NY 13827
607-687-4222

<http://www.tiogaopp.org>

Tioga County

Tompkins Community Action, Inc.

701 Spencer Road
Ithaca, NY 14850
607-273-8816

<http://www.tcaction.org>

Tompkins County

Ulster County Community Action, Inc.

70 Lindsley Avenue
Kingston, NY 12401
845-338-8750

<http://www.uccac.org>

Ulster County

Warren/Hamilton Counties ACEO, Inc.

190 Maple Street
PO Box 968
Glens Falls, NY 12801

518-793-0638

<http://www.criminaljustice.ny.gov/opca/warren.htm>

Hamilton and Warren Counties

Washington County EOC, Inc.

383 Broadway
Fort Edward, NY 12828
518-746-2390

<http://www.washingtoncountyeoc.org>

Washington County

Wayne County Action Program, Inc.

159 Montezuma Street
Lyons, NY 14489
315-665-0131

<http://www.waynecap.org>

Wayne County

Westchester Community Opportunity Program, Inc.

2269 Saw Mill River Rd., Bldg #3
Elmsford, NY 10523
914-592-5600

<http://www.westcop.org>

Putnam, Rockland, Westchester Counties

Wyoming County Community Action, Inc.

6470 Route 20A
Perry, NY 14530
585-237-2600

<http://www.wccainc.org>

Wyoming County

Yonkers Community Action Program, Inc.

164 Ashburton Avenue
Yonkers, NY 10701
914-423-5905

<http://www.yonkerscap.org>

Westchester County



Karla Digirolamo, CEO, NYSCAA

Report Compilation by:
Kim McMann, CSBG Training Coordinator, NYSCAA

New York State Community Action Association
2 Charles Boulevard
Guilderland, NY 12084
518-690-0491
www.nyscommunityaction.org

© New York State Community Action Association, March 2013

New York State's Community Action Agencies

Community Action Agencies change people's lives, embody the spirit of hope, improve communities, and make America a better place to live. We care about the entire community and are dedicated to helping people help themselves and each other as they move from poverty to self-sufficiency. As the New York State Community Action Association, NYSCAA's mission is to provide services and advocacy that strengthen the ability of its members to improve the quality-of-life for low-income people throughout New York State.

The NYSCAA Board

President	Alan Jones	Adirondack Community Action Programs
Vice President	Kathy Cloutier	Albany Community Action Partnership
Treasurer	Charles Kalthoff	ACCORD Corporation
Secretary	Laura Rossman	Pro Action of Steuben & Yates

At Large:

Norma Cary	St. Lawrence County Community Development Program
Lee Dillon	Tompkins Community Action
Adrian Fassett	EOC of Suffolk County
Melinda Gault	Community Action Planning Council of Jefferson County
Lindy Glennon	Cortland County Community Action Program
L. Nathan Hare	Community Action Organization of Erie County
Roberta Keller	Chautauqua Opportunities
Dan Maskin	Opportunities for Otsego
James Norman	Action for a Better Community, Inc.
Belinda Parent	JCEO of Clinton and Franklin Counties
Winston Ross	Westchester Community Opportunity Program
Debra Schimpf	Schenectady Community Action Program
Amy Turner	Mohawk Valley Community Action Agency
Denis Wilson	Fulmont Community Action Agency
Tina Zerbian	Cattaraugus Community Action

To learn more about New York's Community Action Network,
visit our website at: www.nyscommunityaction.org